ISO9001 CE

WESDOM

WESDOM GROUP

集 团 总 部：中国・郑州华南城中原电商大厦
分 工 厂：上海・天津・河北・山东・温州・连云港
驻外分公司：非洲・坦桑尼亚・赞比亚・肯尼亚

Group headquarters: Central Plains E-Commerce Buliding, Zhengzhou South City, China
Branch Factory: Shanghai, Tianjin, Hebei, Shandong, Wenzhou, lianyungang
Branch Company in Overseas: Tanzania, Zambia, Kenya in Africa

国际贸易部：+86-13203812911
国内贸易部：+86-13849013722

International Trading Department: +86-013203812911
Inland Trading Department: +86-013849013722

坦 桑 尼 亚：+255744222807 +255744222808
P.O Box 3922,mikocheni B, Dar Es Salaam, Tanzania Weisidunvalve2015@gmail.com

赞 比 亚：+260972377777 +260963767287
Mungwi Road(adjacent to check point), Lusaka, Zambia

肯 尼 亚：+254780021428
Nairobi, Kenya Weisidunvalve@gmail.com

www.wsd-valve.com
www.hawsd.com
info@wsdvalve.com
weisidun@hawsd.com
www.facebook.com/hawsd
www.linkedin.com/company/henan-wesdom

WESDOM

Plastic Pipe Fittings

WESDOM GROUP

WESDOM GROUP

Enterprise Social Responsibility

WESDOM are not only concerned about products, services and solutions.

WESDOM promise to implement sustainable development and benefit society with energy-saving and environmental protection.

Our Purpose: People–Oriented, Hard Work, Never forget the original intention, Innovation and forge ahead

Our Mission: To be a high–quality supplier of fluid control systems and plan maker; To contribute our wisdom and strength to the development of the cutting–edge technology of fluid control systems.

Our Vision: Explore the internal innovation spirit and creativity, pursuit, innovation and continuous improvement. Use wisdom, foresight and hard work to make "WESDOM" a world–renowned brand; Make the group company grow into a respectable **"Four Satisfaction"** enterprise:

Customer Satisfaction: Use high–quality products and refined services to add value to customers;

Employee Satisfaction: People–oriented, build a platform for all employees to realize their dreams, everyone is the CEO;

Partner Satisfaction: Mutual promotion, improve, mutual benefit and win–win;

Shareholder Satisfaction: Enable the company to develop and grow, and return profits.

Our Values: Create differentiated value–added services for customers, let everyone in the company has a sense of accomplishment.

WESDOM GROUP
Development History

2010
WESDOM was established

In December 2010, WESDOM was registered with a registered capital of 5 million yuan;

2015
WESDOM established the first overseas branch

June 2013, WESDOM passed ISO and other international certifications;

In June 2014, TIANJIN WESDOM VALVE MANUFACTURING CO.,LTD. was established in Tianjin, where the production of butterfly valves is concentrated;

2016
WESDOM products are exported to overseas regions and markets

In July 2015, the first overseas branch company WEISIDUN MATERIAL SOLUTION COMPANY was established in the beautiful African continent –Tanzania, and WESDOM began to expand into the international market;

In December 2015, WESDOM established a special foreign trade import and export company in Zhengzhou, the hinterland of the Central Plains HENAN WEISIDUN IMPORT AND EXPORT TRADE CO.,LTD.,to make up for the domestic shortcomings of entering the international market;

In 2016, WESDOM brand products have been exported to Tanzania, Zambia, Egypt, Turkey, Pakistan, Thailand, Indonesia, Vietnam, the Philippines, Saudi Arabia, Mexico and other countries and regions;

In 2017, the company carried out production, procurement adjustments and layouts, expanded product series, initially formed a production and procurement system for water series products (control and connection systems), and established a procurement system for major production clusters across the south and north. ;

2018
Zambia branch was established, and the group company expanded its measurement products series

In January 2018, the second exclusive import and export company was established–HENAN WESDOM FLOW CONTROL CO.,LTD.In August of the same year, the second overseas branch company –WESDOM VALVES AND FITTINGS COMPANY LIMITED was established in Zambia, Africa;

2019
WESDOM launched a series of plastic materials

In 2018, the series of measurement products (water meters, flow meters) were expanded, and the supply chain system was further enriched and improved;

2020
WESDOM sales exceeded 20 million USD

In 2019, a series of plastic material products were launched; the company's valves and pipe fittings passed the CE certification; WESDOM overall sales performance exceeded 90 million in the same year;

In 2020, under the influence of the unfavorable factors of the domestic and foreign epidemic situation, the company has achieved the goal of breaking 100 million yuan in addition to the continuous growth of sales.

2021
Kenya branch is established, WESDOM products occupy the African market

In April 2021, the Kenya branch WESDOM VALVES AND FITTINGS(K) CO LIMITED was established and operated well, its products occupy the African market successfully.

To be continued...

.....

WESDOM GROUP

Company Introduction

WESDOM Group specializes in pipeline fluid systems: R&D, production and sales of valves, pipe fittings, water meters, flow meters, etc. The products cover cast iron, cast steel, stainless steel, copper, plastic and other materials, which are widely used in hydropower stations, heat, buildings, Water supply and drainage, petroleum, chemical industry, electric power, medical and other fields.

In recent years, WESDOM Group has actively embraced the era of Internet of Everything, committed to IoT terminal control and artificial intelligence design, big data mining and development, and promoted smart hardware to move towards big data center and wisdom with excellent market foresight and technological innovation. The smart cities, smart heating, smart water and other fields are in progress.

In the early stage, the Internet of Things smart valves and smart water meters were developed to promote and apply smart control systems such as municipal heating and municipal water supply.

In terms of quality control, we have strict control procedures. From the raw materials entering the factory to the final product leaving the factory, after 24 quality inspection passes, each pass must ensure that the product quality is 100% qualified before it can flow into the next process, thus ensuring that the qualified rate of the finished products. WESDOM products can well meet the Chinese standard like GB, JB, HB; American standard like API, ASME, AWWA; British and EU standards like BS, EN, ISO; German standard DIN; Japanese standard JIS; Russian standard GOST and other standards.

Company Qualification

WESDOM GROUP

Production Process Flow of Ductile Cast Iron Fittings

Independent research and development, independent innovation, with perfect experimental equipment and professional technical personnel

Contents

WESDOM

www.wsd-valve.com
www.hawsd.com

PVC Pressure Fittings with Gasket

WESDOM GROUP

PVC Pressure Fittings with Gasket

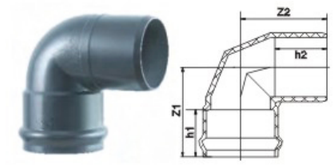

One Faucet One Insert 90° Elbow

Spec	Z1	Z2	h1	h2
225	312	296	166	170
250	337.5	340	182	178
315	393	378	198	222

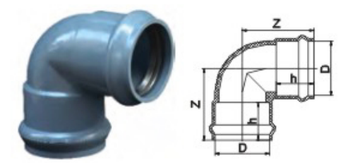

Two Faucet 90° Elbow

Spec D	Z	h
63	112	76
75	123	81.5
90	165	114
110	190	122
160	229	142
200	266	153
225	312	163
250	338	177
315	393	198
355	393	206

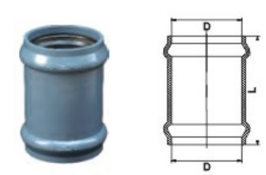

Two Faucet 90° Elbow

Spec D	L
63	156
75	170
90	235
110	266
160	310
200	338
225	360
250	385
315	460
355	460

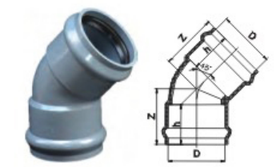

Two Faucet 45° Elbow

Spec D	Z	h
63	92	76
75	103.5	81.5
90	136	114
110	162.5	122
160	183	141.5
200	210	155
225	222	166
250	248	180
315	298	195
355	292	205

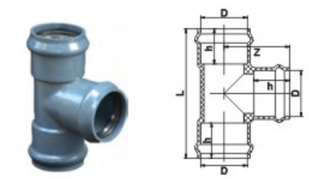

Three Faucet Regular Tee

Spec D	L	h	Z
63	224	76	112
75	245	81.5	122.5
90	330	115	1265
110	410	122	206
160	473	141.5	238
200	560	152	280
225	615	166	308
250	666	176	333
315	780	198	390
355	786	206	393



Repairing Joint

Spec D	L	H
110	305	221
160	365	252
200	410	290
225		315
250	430	35
315		390

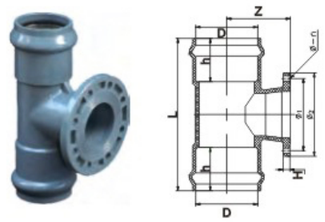

Two Faucet One Flange Regular Tee

Spec D	L	h	z	Φ1	Φ2	H	Φ-n
110	413	122	158	180	225	21	17.5–8
160	475	141.5	191	240	285	24	22–8
200	560	155	217.5	295	340	28	22–8
225	611	166	260	295	340	30	22–8

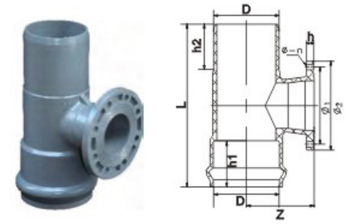

One Faucet One Flange One Insert Regular Tee

Spec D	L	h1	h2	h	Φ1	Φ2	Z	Φ-n
110	410	122	127	21	180	225	158	17.5 × 8
160	480	141.5	144	24	240	285	191	22 × 8
200	560	155	155	28	295	340	217.5	22 × 8
225	615	166	167	30	295	340	260	22 × 8

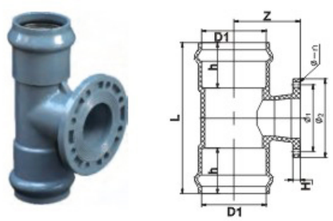

Two Faucet One Flange Regular Tee

Spec D1×D2	L	h	z	Φ1	Φ2	H	Φ-n
160 × 110	428	141.5	191	180	225	21	17.5–8
200 × 110	475	155	210	180	225	21	17.5–8
200 × 160	535	155	216.5	240	285	24	22–8
225 × 110	490	166	225	180	225	21	17.5–8
225 × 160	540	166	230	240	285	24	22–8
250 × 110	520	180	238	180	225	21	17.5–8
250 × 160	573	180	240	240	285	24	22–8
250 × 200	623	180	260	295	340	28	22–8
315 × 110	580.5	198	279	180	225	21	17.5–8
315 × 160	618	198	277	240	285	24	22–8
315 × 200	663	198	292	295	340	28	22–8

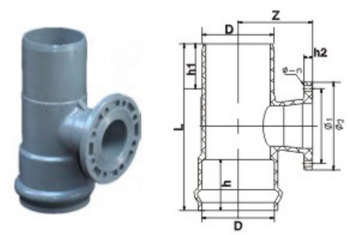

One Faucet One Insert One Flange Reducing Tee

Spec D	L	h	h1	h2	Φ1	Φ2	Z	Φ-n
160 × 110	440	141.5	144	21	180	225	191	17.5 × 8
200 × 110	477	155	155	21	180	225	210	17.5 × 8
200 × 160	530	155	155	24	240	285	216.5	22 × 8
225 × 110	495	166	167	21	180	225	225	17.5 × 8
225 × 160	550	166	167	24	240	285	230	22 × 8
250 × 110	515	180	182	21	180	225	238	17.5 × 8
250 × 160	570	180	182	24	240	285	240	22 × 8
250 × 200	616	180	180	28	295	240	260	22 × 8
315 × 110	575	198	197	21	180	225	279	17.5 × 8
315 × 160	618	198	197	24	240	285	277	22 × 8
315 × 200	663	198	197	28	295	340	292	22 × 8



Cooper Screw Blank Flange

Spec D	d1	d2	d3	H	H1	L	Φ-n
110 × 2"	170	180	225	38	20	28	17.5 × 8
160 × 2"	230	240	285	41.5	25	28	17.5 × 8
200 × 2"	295		340	43	28	28	22 × 8



Blank Flange

Spec D	d1	d2	d3	h	n	R
110	170	180	225	20	8	11
160	230	240	285	25	8	9
200	295	225	340	28	8	11

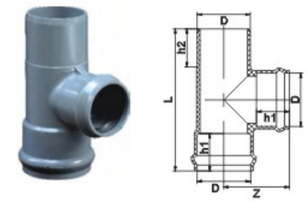

Two Faucet One Insert Regular Tee

Spec D	L	h1	H2	Z
110	410	122	130	206
160	480	141.5	144	238
200	560	155	155	280
225	615	166	167	308
250	670	180	182	333
315	780	198	198	390

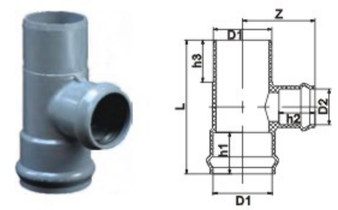

Two Faucet One Insert Reducing Tee

Spec D1×D2	L	h1	h2	h3	Z
160 × 110	440	141.5	122	144	220
200 × 110	477	155	122	155	235
200 × 160	530	155	141.5	155	255
225 × 110	495	166	122	167	250
225 × 160	550	166	141.5	167	270
250 × 110	515	180	122	182	265
250 × 160	570	180	141.5	182	285
250 × 200	616	180	155	182	315
315 × 110	575	198	122	197	312
315 × 160	618	198	141.5	197	318
315 × 200	663	198	155	197	344

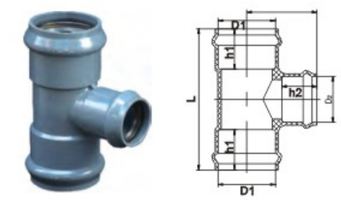

Three Faucet Reducing Tee

Spec D1×D2	L	h1	h2	Z
75 × 63	234	81.5	76	117.5
90 × 63	304	115	76	128
90 × 75	304	115	81.5	153
110 × 63	340	122	76	141
110 × 75	340	122	81.5	138
110 × 90	340	122	115	197
160 × 63	384	141	76	169
160 × 75	384	141	81.5	175
160 × 90	384	141	115	225
160 × 110	430	142	122	220
200 × 63	416	152	76	195
200 × 75	416	152	81.5	200
200 × 90	416	152	115	250
200 × 110	477	155	122	235
200 × 160	535	155	142	255
225 × 110	492	166	122	250
225 × 160	545	166	142	270
250 × 110	516	180	122	265
250 × 160	576	180	142	285
250 × 200	618	180	155	315
315 × 110	570	198	122	312
315 × 160	618	198	142	317
315 × 200	658	198	155	344
355 × 160	616	206	105	343
355 × 200	616	206	155	387
355 × 225	664	206	166	370
355 × 250	664	206	177	413

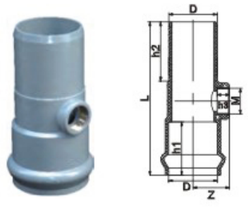

One Faucet One Insert Copper Screw Tee

Spec D×Rp	L	h1	h2	h3	Z
110 × 2"	340	122	130	28	81
160 × 2"	380	141.5	144	28	103
200 × 2"	410	155	155	28	122.5

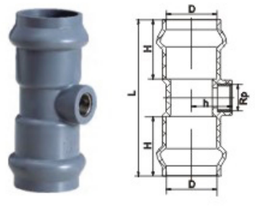

Two Faucet Copper Screw Tee

Spec D×Rp	H	h	L
63 × 3/4"	76	52	200
63 × 1"	76	52	200


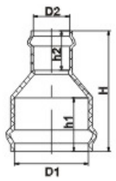

Two Faucet Reducer

Spec D1×D2	H	h1	h2
90×63	210	115	76
90×75	212	115	81.5
110×63	230	122	76
110×90	255	123	116
160×110	305	140	122
200×110	324	156	122
200×160	325	155	140
225×110	362	160	122
225×160	355	160	140
225×200	355	160	155
250×110	388	175	122
250×160	375	175	140
250×200	372	175	155
250×225	375	175	165
315×160	431	195	140
315×200	430	195	155
315×250	435	195	182
355×200	455	205	155
355×315	438	205	198


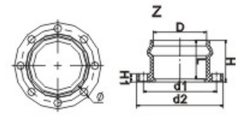

Faucet Flange

Spec D	d1	d2	H	H1	L	Φ	n
63	125	165	88	16	76	17.5	4
75	145	185	92	16	81.5	17.5	4
90	160	200	122	20.5	113.5	17.5	8
110	180	225	148.5	21	124	17.5	8
160	240	285	154	24.5	142	22	8
200	295	336	167.5	27	153	22	8
225	295	340	173.5	31	163	22	8
250	350	395	188	33	177	22	12
315	400	445	215	36.5	199	22	12
355	445–460	505	225	38	209	22	16
400	495–515	565	247.5	41.5	227.5	26	16


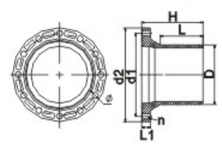

Insert Flange

Spec D	d1	d2	H	L	L1	Φ	n
63	125	165	110	80	16	17.5	4
75	145	185	113	85	16	17.5	4
90	160	200	153	115	20	17.5	8
110	180	225	167	125	21	17.5	8
160	240	285	196	146	25	22	8
200	295	338	215	166	32	22	8
225	295	340	226.5	170	31	22	8
250	350	395	257.5	180	33	22	12
315	400	445	297.5	200	36.5	22	12
400	495–515	565	303	235	41.5	26	16


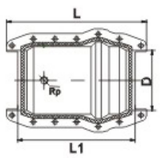

Saddle Pin Joint with Cooper Screw

Spec D	L	L1	Rp	No. size and length of nuts
90	313	260	1/2"	12–M10×70
110	340	280	1/2"	12–M12×70
125	345	284	1/2"	12–M12×70
140	347	286	1/2"	12–M12×70
160	382	320	1/2"	14–M12×80
200	462	400	1/2"	16–M12×80
225	462	400	1/2"	16–M12×80
250	494	430	1/2"	18–M12×90
315	525	450	1/2"	18–M12×90
355	545	470	1/2"	18–M16×100
400	575	500	1/2"	20–M16×100


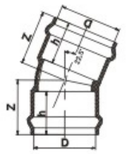

Two Faucet 22.5° Elbow

Spec D	Z	h
110	152	122
160	166	140.5
200	190	155
225	191	166
250	224	180
315	268	198

PVC-U Pressure Fittings (SCH80)

Coupling


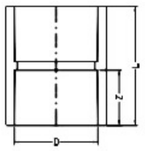

Size \ Nom	D	L	Z
1/2"	21.34	50.2	24.0
3/4"	26.67	56.5	27.0
1"	33.40	62.5	30.0
1 1/4"	42.16	68.5	33.0
1 1/2"	48.26	74.5	36.0
2"	60.32	80.5	39.0
2 1/2"	73.02	97.0	46.0
3"	88.90	103.0	49.0
4"	114.30	123.0	59.0

90 Deg Elbow


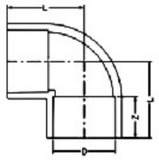

Size \ Nom	D	L	Z
1/2"	21.34	50.2	24.0
3/4"	26.67	56.5	27.0
1"	33.40	62.5	30.0
1 1/4"	42.16	68.5	33.0
1 1/2"	48.26	74.5	36.0
2"	60.32	80.5	39.0
2 1/2"	73.02	97.0	46.0
3"	88.90	103.0	49.0
4"	114.30	123.0	59.0

45 Deg Elbow


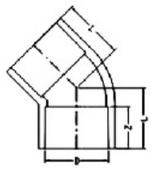

Size \ Nom	D	L	Z
1/2"	21.34	30.5	24.0
3/4"	26.67	34.5	27.0
1"	33.40	39.5	30.0
1 1/4"	42.16	45.0	33.0
1 1/2"	48.26	49.0	36.0
2"	60.32	54.5	39.0
2 1/2"	73.02	66.0	46.0
3"	88.90	72.0	49.0
4"	114.30	88.0	59.0

Equal tee


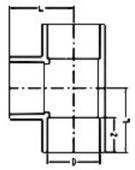

Size \ Nom	D	L	Z
1/2"	21.34	36.5	24.0
3/4"	26.67	42.5	27.0
1"	33.40	49.5	30.0
1 1/4"	42.16	56.0	33.0
1 1/2"	48.26	63.0	36.0
2"	60.32	73.5	39.0
2 1/2"	73.02	86.5	46.0
3"	88.90	100.0	49.0
4"	114.30	124.0	59.0

Reducing Tee


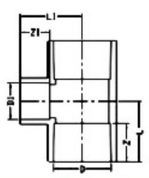

Size \ Nom	D	L	Z	D1	L1	Z1
3/4" × 1/2"	26.67	39.5	27.0	21.34	39.0	24.0
1" × 1/2"	33.40	42.5	30.0	21.34	42.0	24.0
1" × 3/4"	33.40	45.5	30.0	26.67	45.5	27.0
1 1/4" × 3/4"	42.16	48.5	33.0	26.67	50.0	27.0
1 1/4" × 1"	42.16	51.5	33.0	33.40	53.0	30.0
1 1/2" × 1"	48.26	56.0	36.0	33.40	57.5	30.0
1 1/2" × 1 1/4"	48.26	61.0	36.0	42.16	61.0	33.0
2" × 1 1/4"	60.30	64.0	39.0	42.16	67.0	33.0
2" × 1 1/2"	60.32	64.0	39.0	48.26	70.0	36.0
1 1/2" × 1 1/2"	73.02	74.0	46.0	48.26	76.5	36.0
2 1/2" × 2"	73.02	80.0	46.0	60.32	79.5	39.0
3" × 2"	88.90	83.0	49.0	60.32	87.5	39.0
3" × 2 1/2"	88.9	89.5	49.0	73.02	107.0	46.0
4" × 2 1/2"	114.30	99.5	59.0	73.02	107.0	46.0
4" × 3"	114.30	107.5	59.0	88.9	110.0	49.0

Reducing coupling


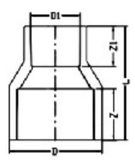

Size \ Nom	D	L	Z	D1	Z1
3/4" × 1/2"	26.67	60.0	27.0	21.34	24.0
1" × 1/2"	33.40	63.0	30.0	21.34	24.0
1" × 3/4"	33.40	67.5	30.0	26.67	27.0
1 1/4" × 3/4"	42.16	75.0	33.0	26.67	27.0
1 1/4" × 1"	42.16	69.0	33.0	33.40	30.0
1 1/2" × 1"	48.26	77.0	36.0	33.40	30.0
1 1/2" × 1 1/4"	48.26	83.5	36.0	42.16	33.0
2" × 1 1/4"	60.30	89.0	39.0	42.16	33.0
2" × 1 1/2"	60.32	94.0	39.0	48.26	36.0
1 1/2" × 1 1/2"	73.02	99.0	46.0	48.26	36.0
2 1/2" × 2"	73.02	102.0	46.0	60.32	39.0
3" × 2"	88.90	106.5	49.0	60.32	39.0
3" × 2 1/2"	88.9	115.5	49.0	73.02	46.0
4" × 2 1/2"	114.30	124.5	59.0	73.02	46.0
4" × 3"	114.30	130.0	59.0	88.9	49.0

Reducing ring


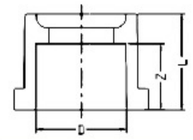

Size \ Nom	D	L	Z
3/4" × 1/2"	21.34	34.0	24.0
1" × 3/4"	26.67	37.0	27.0
1 1/4" × 1"	33.40	40.0	30.0
1 1/2" × 1"	42.16	43.0	33.0
1 1/2" × 1 1/4"	48.26	46.0	36.0
2" × 1 1/2"	60.32	53.0	39.0
2 1/2" × 2"	73.02	61.0	46.0
4" × 3"	88.90	66.0	49.0

Union


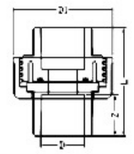

Size \ Nom	D	L	Z	D1
1/2"	21.34	54.0	24.0	48.5
3/4"	26.67	60.0	27.0	56.2
1"	33.40	68.0	30.0	64.0
1 1/4"	42.16	76.0	33.0	75.7
1 1/2"	48.26	84.0	36.0	83.4
2"	60.32	93.0	39.0	98.3

Reducing Elbow (Threaded)


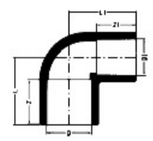

Size \ Nom	D	L	Z	D1	L1	Z1
3/4" × 1/2"	26.67	40.0	27.0	21.34	40.0	24.0
1" × 1/2"	33.40	42.5	30.0	21.34	42.5	24.0
1" × 3/4"	33.40	45.5	30.0	26.67	45.5	27.0

Female Adapter


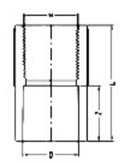

Size \ Nom	D	L	Z	M
1/2"	21.34	50.5	24.0	1/2"
3/4"	26.67	56.5	27.0	3/4"
1"	33.40	62.5	30.0	1"
1 1/4"	42.16	68.5	33.0	1 1/4"
1 1/2"	48.26	74.5	36.0	1 1/2"
2"	60.32	80.5	39.0	2"
2 1/2"	73.02	97.0	46.0	2 1/2"
3"	88.90	103.0	49.0	3"
4"	114.30	123.0	59.0	4"

End cap


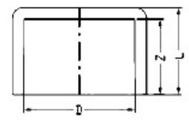

Size \ Nom	D	L	Z
1/2"	21.34	34.0	24.0
3/4"	26.67	37.0	27.0
1"	33.40	40.0	30.0
1 1/4"	42.16	43.0	33.0
1 1/2"	48.26	46.0	36.0
2"	60.32	53.0	39.0
2 1/2"	73.02	61.0	46.0
3"	88.90	66.0	49.0
4"	114.30	67.5	59.0

Female Elbow


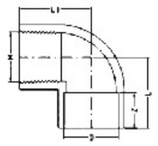

Size \ Nom	D	L	Z	D1	M
1/2"	29.7	36.4	24.0	36.4	1/2"
3/4"	35.4	42.7	27.0	42.7	3/4"
1"	43.2	49.1	30.0	49.1	1"

Male Elbow 90°


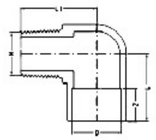

Size \ Nom	D	L	Z	D1	M
1/2"	29.7	36.4	24.0	36.0	1/2"
3/4"	35.4	42.7	27.0	42.0	3/4"
1"	43.2	49.1	30.0	49.0	1"

Male Adapter


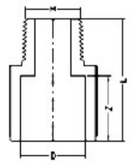

Size \ Nom	D	L	Z	M
1/2"	21.34	43.5	24.0	1/2"
3/4"	26.67	53.0	27.0	3/4"
1"	33.40	58.5	30.0	1"
1 1/4"	42.16	64.0	33.0	1 1/4"
1 1/2"	48.26	69.0	36.0	1 1/2"
2"	60.32	75.5	39.0	2"
2 1/2"	73.02	93.5	46.0	2 1/2"
3"	88.90	99.5	49.0	3"
4"	114.30	113.5	59.0	4"

Female Tee


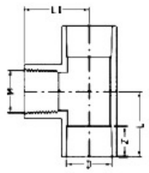

Size \ Nom	D	L	Z	L1	M
3/4" × 1/2"	29.7	36.5	24.0	36.5	1/2"
1" × 1/2"	35.4	42.0	27.0	42.0	3/4"
1" × 3/4"	43.2	48.0	30.0	48.0	1"

Female Cap


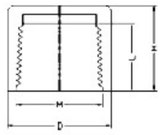

Size \ Nom	D	L	Z	M
3/4" × 1/2"	29.7	30.5	24.0	1/2"
1" × 1/2"	35.4	33.5	27.0	3/4"
1" × 3/4"	43.2	37.0	30.0	1"

Male Coupling


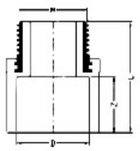

Size \ Nom	D	L	Z	M
1/2"	21.34	45.0	24.0	1/2"
3/4"	26.67	51.0	27.0	3/4"
1"	33.40	53.0	30.0	1"
1 1/4"	42.16	62.0	33.0	1 1/4"
1 1/2"	48.26	66.0	36.0	1 1/2"
2"	60.32	74.0	39.0	2"

Female Coupling (Copper Thread)


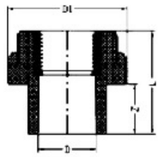

Size \ Nom	D	L	Z	M
1/2" × 1/2"	21.34	19.0	24.0	45.0
1/2" × 3/4"	21.34	19.0	24.0	45.0
3/4" × 3/4"	26.67	21.0	27.0	45.0
3/4" × 1/2"	26.67	21.0	27.0	45.0
1" × 1"	33.40	26.0	30.0	49.5
1" × 3/4"	33.40	26.0	30.0	49.5

90Deg Female Elbow (Copper Thread)


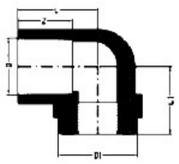

Size \ Nom	D	L	Z	D1	L1
1/2" × 1/2"	21.34	29.0	24.0	42.5	28.0
1/2" × 3/4"	21.34	29.0	27.0	42.5	28.0
3/4" × 3/4"	26.67	31.0	30.0	42.5	29.5
3/4" × 1/2"	26.67	31.0	33.0	42.5	29.5

Female Tee (Copper Thread)


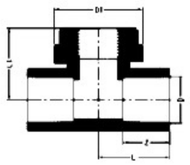

Size \ Nom	D	L	Z	D1	L1
1/2" × 1/2"	21.34	34.0	24.0	42.5	34.0
1/2" × 3/4"	21.34	34.0	24.0	42.5	34.0
3/4" × 3/4"	26.67	37.0	27.0	42.5	36.5
3/4" × 1/2"	26.67	37.0	27.0	42.5	36.5

PP Compression Fittings Series

PP Adding Exit


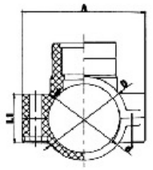

Size \ Nom	d	D	A	L1
25	25	34	76	26
32	32	41	78	27
40	40	50	85	32
50	50	60	85.5	34
63	63	74.2	100	36
75	75	89	117.6	45
90	90	105	138	46
110	110	126.4	158	47.2
125	125	150.3	180	49
160	160	181	211	51
200	200	222.6	265	57.6
250	250	271.6	323.4	63.2

PP 90 Deg Elbow


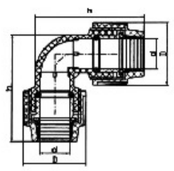

Size \ Nom	d	D	H
20	21	44	76
25	26	56	96
32	33	65	116
40	41	80	145
50	51	92	163
63	64	114	195
75	76	128	227
90	91	152	264
110	111	182	307

PP End Cap


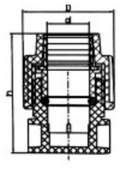

Size \ Nom	d	D	h
20	21	44	59
25	26	56	76
32	33	65	88
40	41	80	113
50	51	92	127
63	64	114	137
75	76	128	160
90	91	152	179
110	111	182	200

Couping


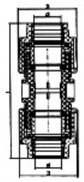

Size \ Nom	d	D	L
20	21	44	100
25	26	56	130
32	33	65	149
40	41	80	193
50	51	92	216
63	64	114	233
75	76	128	276
90	91	152	311
110	111	182	350

PP Elbow Wall Plated


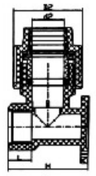

Size \ Nom	d2	D2	L	H
20	21	44	16	62
25	26	56	19	65
32	33	65	22	69
40	41	80	24	83
50	51	92	26	97
63	64	114	28	118
75	76	128	33	131
90	91	152	35	158
110	111	182	40	190

PP Female Adaptor


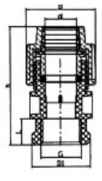

Size \ Nom	d	D	D1	G	L	h
20 × 1/2"	21	44	31.6	1/2"	16	75
20 × 3/4"	21	44	38.6	3/4"	19	78
25 × 1/2"	26	56	31.6	1/2"	16	92
25 × 3/4"	26	56	38.6	3/4"	19	95
25 × 1"	26	56	47.4	1"	22	98
32 × 1"	33	65	47.4	1"	22	110
40 × 1 1/4"	41	80	62	1 1/4"	24	137
50 × 1 1/2"	51	92	67	1 1/2"	24	151
63" × 2"	64	114	81.2	2"	28	165
75" × 2 1/2"	76	128	105	2 1/2"	33	193
90" × 3"	91	152	126	3"	35	214
110" × 4"	111	182	157	4"	40	240

PP Female Elbow


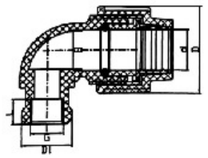

Size \ Nom	d	D	D1	G	L
20 × 1/2"	21	44	31.6	1/2"	16
25 × 3/4"	26	56	38.6	3/4"	19
32 × 1"	33	65	47.4	1"	22
40 × 1 1/4"	41	80	62	1 1/4"	24
50 × 1 1/2"	51	92	67	1 1/2"	24
63 × 1 1/2"	64	114	67	1 1/2"	24
63 × 2"	64	114	81.2	2"	28
75 × 2"	76	128	81.2	2"	28
75 × 2 1/2"	76	128	105	2 1/2"	33
90 × 3"	91	152	126	3"	35
110 × 4"	111	182	157	4"	40

Union


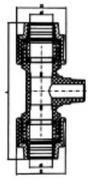

Size \ Nom	d	D	L
20	21	44	125
25	26	56	158
32	33	65	189
40	41	80	239
50	51	92	262
63	64	114	303
75	76	128	365
90	91	152	420
110	111	182	482

PP Male Adapter


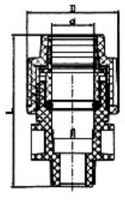

Size \ Nom	d	D	L
20	21	44	75
25	26	56	92
32	33	65	104
40	41	80	135
50	51	92	148
63	64	114	158
75	76	128	186
90	91	152	205
110	111	182	226

PP Female Tee


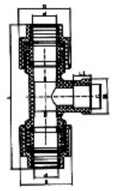

Size \ Nom	d	D	D1	G	L	L1
20 × 1/2"	21	44	31.6	1/2"	125	16
20 × 3/4"	21	44	38.6	3/4"	125	19
25 × 1/2"	26	56	31.6	1/2"	158	16
25 × 3/4"	26	56	38.6	3/4"	158	19
25 × 1"	26	56	47.4	1"	158	22
32 × 3/4"	33	65	38.6	3/4"	189	19
32 × 1"	33	65	47.4	1"	189	22
40 × 1"	41	80	47.4	1"	239	22
40 × 1 1/4"	41	80	62	1 1/4"	239	24
50 × 1 1/2"	51	92	67	1 1/2"	262	24
63 × 1 1/2"	64	114	67	1 1/2"	303	24
63 × 2"	64	114	81.2	2"	303	28
75 × 2 1/2"	76	128	105	2 1/2"	365	33
90 × 3"	91	152	126	3"	420	35
110 × 4"	111	182	157	4"	482	40

Flange


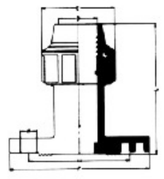

Size \ Nom	E	L	F	H
40 × 1 1/2"	80	140	152	110
50 × 1 1/2"	96	165	152	110
50 × 2"	96	165	164	125
63 × 2"	115	194	164	125
63 × 2 1/2"	115	194	184	145
75 × 2 1/2"	129	209	184	145
75 × 3"	129	209	200	160
90 × 3"	155	229	200	160
90 × 4"	155	229	220	180
110 × 4"	184	256	220	180

PP Tee


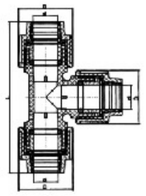

Size \ Nom	d	D	L
20	21	44	125
25	26	56	158
32	33	65	189
40	41	80	239
50	51	92	262
63	64	114	303
75	76	128	365
90	91	152	420
110	111	182	482

PP Male Elbow


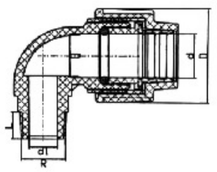

Size \ Nom	d	d1	D	R	L
20 × 1/2"	21	12	44	1/2"	14
25 × 3/4"	26	17	56	3/4"	16
32 × 1"	33	22	65	1"	19
40 × 1 1/4"	41	30	80	1/4"	21
50 × 1 1/2"	51	34	92	1 1/2"	21
63" × 2"	64	46	114	2"	26
75" × 2 1/2"	76	59	128	2 1/2"	30
90" × 3"	91	70	152	3"	33
110" × 4"	111	89	182	4"	38

PP Compression Valve


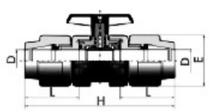

Size \ Nom	D	E	L	H
1/2"	31	43.7	31	137
3/4"	35.5	43.7	32.5	141
1"	41	55.1	35	148
1 1/4"	50	79	47	195
1 1/2"	63	92	41	205
2"	75	105	52	226

PP Reducing Coupling


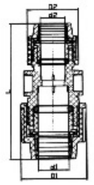

Size \ Nom	d1	d2	D1	D2	L
25 × 20	26	21	56	44	117
32 × 20	33	21	65	44	129
32 × 25	33	26	65	56	143
40 × 25	41	26	80	56	168
40 × 32	41	33	80	65	174
50 × 25	51	26	92	56	180
50 × 32	51	33	92	65	188
50 × 40	51	41	92	80	207
63 × 32	64	33	114	65	198
63 × 40	64	41	114	80	214
63 × 50	64	51	114	92	227
75 × 50	76	51	128	92	250
75 × 63	76	64	128	114	256
90 × 63	91	64	152	114	275
90 × 75	91	76	152	128	295
110 × 90	111	91	182	152	332

PP Reducing Tee


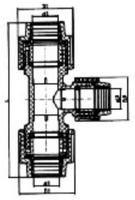

Size \ Nom	d1	d2	D1	D2	L
25 × 20 × 25	26	21	56	44	158
32 × 20 × 32	33	21	65	44	179.5
32 × 25 × 32	33	26	65	56	189
40 × 25 × 50	41	26	80	56	228
40 × 32 × 50	41	33	80	65	239
50 × 25 × 50	51	26	92	56	254
50 × 32 × 50	51	33	92	65	262
50 × 40 × 50	51	41	92	80	262
63 × 50 × 96	64	51	114	92	303
75 × 50 × 75	76	51	128	92	365
75 × 63 × 75	76	64	128	114	365
90 × 63 × 90	91	64	152	114	420
90 × 75 × 90	91	76	152	128	420
110 × 90 × 110	111	91	182	152	482

Saddle clamps

Features

Material: PP
To be installed on pipes confirming to:
PE: EN 12221 / ISO 3607 / ISO 14236
DIN 8072 / DIN 8074 / UNI 10910
PP: ISO 3609 / DIN 8077 / UNI 8318
PVC–U: EN 1452–2

Fig.	Parts	Material
1	Upper Body	PP
2	Lower Body	PP
3	Bolts and Nuts	Zinc Plated Steel
4	O–Ring	NBR
5	Reinforce Ring	Stainless Steel

Assembly

A Clean the external surface of the pipe
Be sure that the O–Ring is in its position.

B Couple the upper portion of the saddle with the lower one on the pipe.
Insert the bolts, screw in the nuts and tighten the bolts diagonally opposite each other.

C Drill a hole in the pipe wall. Do not damage the O–Ring or the pipe near the seal zone. Use the right tools.

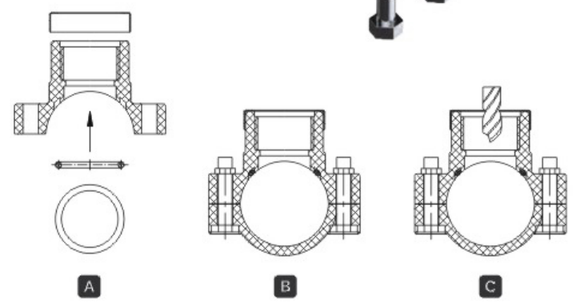


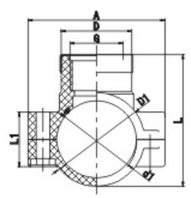

Size \ Nom	D	G	D1	d1	L1	L	A
25 × 1/2"	31	1/2"	34	25	26	50	76
25 × 3/4"	37	3/4"	34	25	26	52	76
32 × 1/2"	31	1/2"	41	32	27	51	78
32 × 3/4"	37	3/4"	41	32	27	53	78
32 × 1"	44	1"	41	32	27	56	84
40 × 1/2"	37	1/2"	50	40	32	66	85
40 × 3/4"	37	3/4"	50	40	32	68.5	85
40 × 1"	44	1"	50	40	32	71.5	85
50 × 1/2"	44	1/2"	60	50	34	76	85
50 × 3/4"	44	3/4"	60	50	34	78	85.5
50 × 1"	44	1"	60	50	34	81.4	85.5
50 × 1 1/4"	53	1 1/4"	60	50	34	85	85.5
63 × 1/2"	31	1/2"	74.2	63	36	90.2	96
63 × 3/4"	37	3/4"	74.2	63	36	92.2	100
63 × 1"	44	1"	74.2	63	36	97.0	100
63 × 1 1/4"	53	1 1/4"	74.2	63	36	98.2	100
63 × 1 1/2"	1.6	1 1/2"	74.2	63	36	98.2	100
75 × 1/2"	31	1/2"	89	75	45	105	100
75 × 3/4"	37	3/4"	89	75	45	107	117.6
75 × 1"	44	1"	90.2	75	45	108	117.6
75 × 1 1/4"	53	1 1/4"	89	75	45	110.5	117.6
75 × 1 1/2"	61.6	1 1/2"	89	75	45	108	117.6
75 × 2"	74	2"	89	75	45	112.5	117.57
90 × 1/2"	31.2	1/2"	105	90	44	121	117.6
90 × 3/4"	37	3/4"	105	90	44	123	138

Size \ Nom	D	G	D1	d1	L1	L	A
90 × 1"	44	1"	105	90	44	126	138
90 × 1 1/4"	53	1 1/4"	105	90	44	129	138
90 × 1 1/2"	61.6	1 1/2"	105	90	44	129	138
90 × 2"	74	2"	105	90	44	129	138
110 × 1/2"	31	1/2"	126.4	110	37.2	142	158
110 × 3/4"	37	3/4"	126.4	110	37.2	142.2	158
110 × 1"	44	1"	126.4	110	37.0	147.2	158
110 × 1 1/4"	61.6	1 1/4"	126.4	110	37.2	148.7	158
110 × 1 1/2"	53	1 1/2"	126.4	110	37.2	148.7	158
110 × 2"	73.4	2"	126.3	110	37.2	147.2	158
110 × 3"	104	3"	126.4	110	37.2	158.7	158
125 × 1/2"	31	1/2"	142.8	125	37.2	160.2	175
125 × 3/4"	37	3/4"	142.8	125	37.2	160.4	175
125 × 1 1/2"	62	1 1/2"	142.8	125	37.2	164.4	175
125 × 2"	74.5	2"	142.8	125	37.2	165.2	175
140 × 3/4"	37	3/4"	159.2	140	37.2	178.1	192
140 × 1 1/2"	65	1 1/2"	159.2	140	37.2	184.6	192
140 × 2"	74.5	2"	159.2	140	37.2	188.8	192
160 × 1/2"	31	1/2"	181	160	51	200.5	211
160 × 1"	44	1"	181	160	51	200.5	211
160 × 2"	73.4	2"	181	160	51	200.5	211
160 × 3"	104	3"	181	160	51	212	211
200 × 2"	73.4	2"	222.6	200	57.6	244.9	265
200 × 2 1/2"	75	2 1/2"	222	200	57.6	255	265
200 × 3"	104	3"	181	200	57.6	265.2	255.3

WESDOM

www.wsd-valve.com
www.hawsd.com

PP Threaded Pipe and Fittings Series

WESDOM GROUP

PP Threaded Pipe and Fittings Series

PP Female Tee

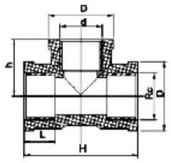

Size \ Nom	D	Rc	L	h	H
1/2"	31.2	1/2"	14.5	24.6	51.1
3/4"	37.0	3/4"	17.5	29.3	58.8
1"	44.5	1"	19.0	37.7	75.0
1 1/4"	56.9	1 1/4"	21.0	43.4	85.6
1 1/2"	64.2	1 1/2"	21.7	48.6	97.8
2"	80.8	2"	26.3	58.4	115.0

PP Female Elbow

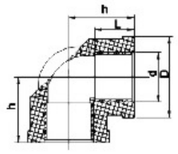

Size \ Nom	D	d	L	h
1/2"	31.2	1/2"	14.5	25.4
3/4"	37.0	3/4"	17.5	28.8
1"	44.5	1"	19.0	36.8
1 1/4"	56.9	1 1/4"	21.0	42.3
1 1/2"	64.2	1 1/2"	21.7	47.0
2"	80.8	2"	26.3	58.4

PP Universal Union

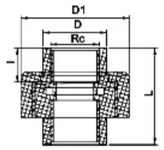

Size \ Nom	D	D1	Rc	L	l
1/2"	26.9	43.5	1/2"	41.6	14.3
3/4"	33.3	53	3/4"	40.5	15.2
1"	41.1	66	1"	46.6	16.6
1 1/4"	53.2	78	1 1/4"	58.9	18.4
1 1/2"	61.2	86.7	1 1/2"	73.5	21.5
2"	74	104.2	2"	95.6	26.4

PP Female Coupling

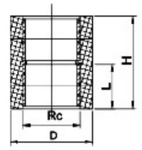

Size \ Nom	D	Rc	L	H
1/2"	30.5	1/2"	14.8	32.2
3/4"	37.4	3/4"	16.2	35.6
1"	45.0	1"	18.5	40.3
1 1/4"	57.0	1 1/4"	20.3	44.8
1 1/2"	62.0	1 1/2"	21.5	45.0
2"	83.3	2"	25.8	53.3

PP Elbow with Brass

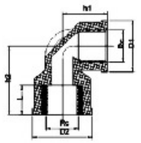

Size \ Nom	D1	D2	Rc	L	h1	h2
1/2"	30.3	35.2	1/2"	15.8	25.9	38.3

PP Female Bend

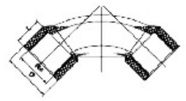

Size \ Nom	Rc	D	L
3/4"	3/4"	35.5	18.3

PP Female Reducer

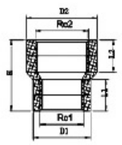

Size \ Nom	D1	D2	Rc1	Rc2	L1	L2	H
3/4" × 1/2"	30.5	36.5	1/2"	3/4"	14.8	17.1	35.0
1" × 3/4"	36.5	45.0	3/4"	1"	16.2	18.5	38.8

PP Nipple

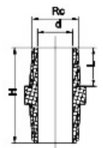

Size \ Nom	Rc	d	L	H
1/2"	1/2"	12.4	15.5	37.6
3/4"	3/4"	17.2	16.0	40.0
1"	1"	22.5	19.5	47.0
1 1/4"	1 1/4"	30.2	24.2	55.9
1 1/2"	1 1/2"	35.4	22.1	54.9
2"	2"	41.6	22.1	54.5

PP Female & Male Bend


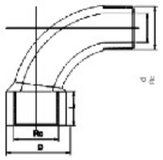

Size \ Nom	d	D	Rc	L
1/2"	14.0	27.6	1/2"	15.0
3/4"	16.9	35.3	3/4"	18.4
1"	19.3	43.2	1"	21.6

PP Female & Male Elbow


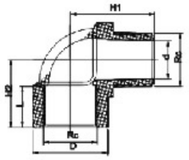

Size \ Nom	d	D	Rc	L	H1	H2
1/2"	16.5	33.4	1/2"	16.3	37.2	31.6
3/4"	18.3	35.8	3/4"	19.8	39.9	33.0
1"	20.6	36.6	1"	21.4	41.5	35.3
1 1/4"	21.4	37.3	1 1/4"	22.6	42.4	36.9
1 1/2"	22.6	39	1 1/2"	23.3	43.7	38.0
2"	23.8	40.6	2"	25.0	44.6	39.8

PP Female & Male Adapter


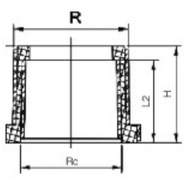

Size \ Nom	Rc	R	L1	L2	H
3/4" × 1/2"	1/2"	3/4"	17.2	17.5	25.2
1" × 1/2"	1/2"	1"	21.3	22.3	27.1
1" × 3/4"	3/4"	1"	20.5	22.1	26.2
1 1/4" × 3/4"	3/4"	1 1/4"	22.7	24.3	28.4
1 1/4" × 1"	1"	1 1/4"	23.0	24.8	28.9
1 1/2" × 1 1/4"	1 1/4"	1 1/2"	23.4	25.0	30.1
1 1/2" × 3/4"	3/4"	1 1/2"	24.0	24.6	29.0
1 1/2" × 1"	1"	1 1/2"	24.6	27.0	30.6
2" × 1"	1"	2"	24.8	27.2	30.6
2" × 1 1/4"	1 1/4"	2"	25.1	28.0	31.4
2 × 1 1/2"	1 1/2"	2"	25.7	28.5	31.8

PP Male Plug


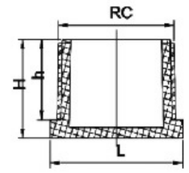

Size \ Nom	Rc	h	L	H
1/2"	1/2"	15.0	22.2	23.5
3/4"	3/4"	16.2	27.9	25.0
1"	1"	19.0	35.2	28.4
1 1/4"	1 1/4"	20.3	44.0	31.6
1 1/2"	1 1/2"	20.9	53.2	35.0
2"	2"	22.1	61.5	41.3

PP Male Reducer


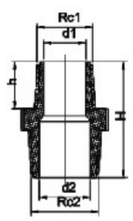

Size \ Nom	d1	d2	Rc1	Rc2	h	H
3/4" × 1/2"	13.9	19.1	1/2"	3/4"	17.0	41.8
1" × 1/2"	13.9	24.1	1/2"	1"	17.0	44.9
1" × 3/4"	19.1	24.1	3/4"	1"	17.7	45.6

PP Female Cap


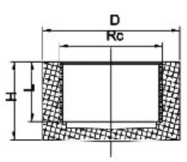

Size \ Nom	Rc	D	L	H
1/2"	1/2"	29.8	16.5	20.6
3/4"	3/4"	37.7	16.6	22.7
1"	1"	46.0	18.5	27.4
1 1/4"	1 1/4"	54.2	20.8	29.6
1 1/2"	1 1/2"	62.0	23.0	32.4
2"	2"	78.5	25.5	37.5

Long Nipple


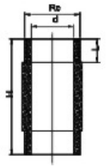

Size \ Nom	d	Rc	L	H
1/2" × 6cm	12.4	1/2"	16.5	6cm
3/4" × 6cm	17.2	3/4"	16.6	6cm
1" × 6cm	22.5	1"	18.5	6cm
1 1/4" × 10cm	30.2	1 1/4"	20.8	10cm
1 1/2" × 10cm	35.4	1 1/2"	23.0	10cm
2" × 10cm	41.6	2"	25.5	10cm

45 Deg Elbow


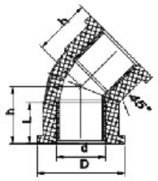

Size \ Nom	D	d	L	h
1/2"	31.2	1/2"	14.5	24.5
3/4"	37.0	3/4"	17.5	30.0
1"	44.5	1"	19.0	37.4

Female Elbow(B)


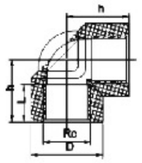

Size \ Nom	Rc	D	L	H
1/2"	1/2"	28.6	15.8	25.7
3/4"	3/4"	35.5	18.3	31.7
1"	1"	44.5	22.0	39.0

PP Female Elbow


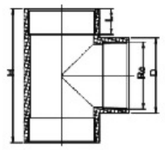

Size \ Nom	Rc	D	L	H
1/2"	1/2"	28.6	15.8	53.7
3/4"	3/4"	35.5	18.3	63.3
1"	1"	44.5	22.0	79.0

Reducing Spigot Female Elbow


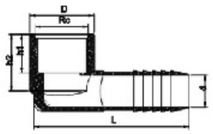

Size \ Nom	Rc	d	D	h1	h2	L
20 × 3/4"	3/4"	16.7	31.8	19.0	27.7	75.3

Double Spigot


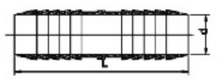

Size \ Nom	d	L
20mm	16.7	70.5

Tee Spigot


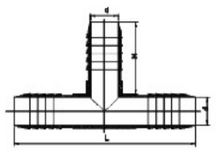

Size \ Nom	d	L	H
20mm	16.7	104.6	42.0

Threading Tool

Size \ Nom	Rc	D	L	H
1/2"	1/2"	70	18	300
3/4"	3/4"	70	18	300
1"	1"	70	18	300

Tank Adaptor


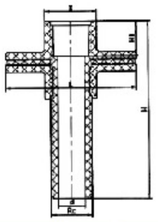

Size \ Nom	d	D	Rc	L	H	H1
1/2"	14	26.5	1/2"	66	90	17.5
3/4"	18.5	34	3/4"	66	92	18.5
1"	25	41	1"	78	96.5	22
1 1/2"	38.5	59	1 1/2"	98	97	23.5
2"	48.8	70.1	2"	107.9	99	25.5

PP Female Union(B)


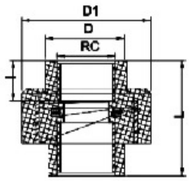

Size \ Nom	D	D1	Rc	L	l
1/2"	28.0	51.0	1/2"	53.0	18.0
3/4"	33.6	58.0	3/4"	57.5	20.0
1"	43.2	65.7	1"	59.4	22.0

Female Elbow with Brass(B)


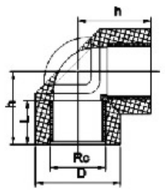

Size \ Nom	Rc	D	L	H
1/2"	1/2"	32.0	15.5	30.4

Female Elbow with Brass(B)


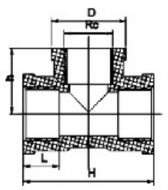

Size \ Nom	Rc	D	L	H	h
1/2"	1/2"	35.6	16.5	64.2	33.4

Reducer


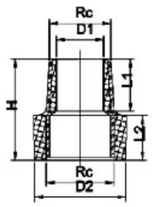

Size \ Nom	D1	D2	Rc	L1	L2	H
1/2"	13.6	28.0	1/2"	15.0	13.2	31.5

Female Coupling with Brass(B)


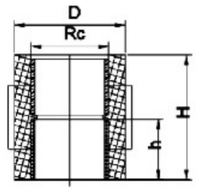

Size \ Nom	Rc	D	h	H
1/2"	1/2"	31.8	17.2	38.1

PP Female Tee with Brass(B)


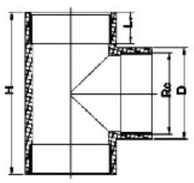

Size \ Nom	Rc	D	L	H
1/2"	1/2"	31.8	17.2	38.1

PP Pipe

Size
1/2" × 3.4
3.4" × 3.9
1" × 4.9
1 1/4" × 5.5
1 1/2" × 6.9
2" × 8.6

PPR Pipe and Fittings Series

Coupling


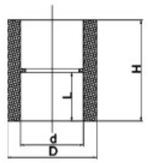

Size \ Nom	D	d	L	H
20	27.4	19	15.7	34.3
25	34.8	24	17.5	38
32	42.4	30.9	19.2	41.8
40	52.5	38.8	22.1	47.3
50	66.3	48.9	25.1	53.8
63	83.3	61.7	29.1	61.3
75	99.2	73.4	32	68.4
90	119.0	88.8	36	77
110	147	108.3	42	89.8

45 Deg Elbow


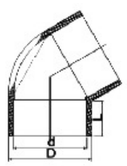

Size \ Nom	d	D	L
20	19.0	27.4	15.8
25	24.0	34.8	18.1
32	31.0	42.4	20.1
40	38.8	52.1	22.1
50	48.9	65.7	25.1
63	61.7	83.1	28.0
75	73.4	99.0	30.4
90	88.8	119.6	35.1
110	108.3	146.7	42.0

Cap


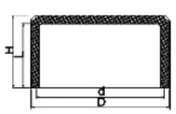

Size \ Nom	d	D	L	H
20	19.0	27.4	16.1	23.3
25	24.0	33.2	18.5	23.5
32	30.9	42.6	20.1	30.2
40	38.8	52.5	22.1	31.2
50	48.9	66.1	25.1	35.3
63	61.7	82.7	28.7	41.4
75	73.4	99.2	34.2	53.2

90 Deg Elbow


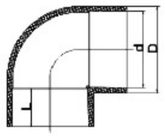

Size \ Nom	D	d	L
20	19.0	27.4	16.1
25	24.0	34.4	18.1
32	31.0	42.1	20.1
40	38.8	52.6	21.7
50	48.9	66.1	25.1
63	61.7	83.1	28.4
75	73.4	99.2	32.0
90	88.8	119.0	36.0
110	108.3	146.7	42.0

Tee


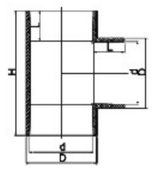

Size \ Nom	d	D	L	H
20	19	27.3	14.6	50.4
25	24	34.8	18.1	63
32	30.9	42.4	20.1	74
40	38.8	51.5	21.5	79.5
50	48.9	64.8	23.8	97.2
63	61.7	79.7	27.0	114.6
75	73.4	99.2	32.0	141.7
90	88.8	120.0	36.0	168.3
110	108.3	146.0	42.0	197.4

Reducing Elbow


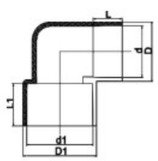

Size \ Nom	d	d1	D	D1	L	L1
L25 × 20	19.0	24.0	27.4	34.8	16.1	18.1
L32 × 20	19.0	30.9	27.4	42.4	16.1	20.1
L32 × 25	24.0	30.9	34.8	42.4	18.1	20.1
L40 × 20	19.0	38.8	27.4	52.6	16.1	22.1
L40 × 25	24.0	38.8	34.8	52.6	18.1	22.1
L40 × 32	30.9	38.8	42.4	52.6	20.1	22.1
L50 × 20	19.0	48.9	27.4	66.0	16.1	25.1
L50 × 25	24.0	48.9	34.8	66.0	18.1	25.1
L50 × 32	30.9	48.9	42.4	66.0	20.1	25.1
L50 × 40	38.8	48.9	52.6	66.1	22.1	25.1
L63 × 20	19.0	61.7	27.4	82.7	16.1	29.1
L63 × 25	24.0	61.7	34.8	82.7	18.1	29.1
L63 × 32	30.9	61.7	42.4	82.7	20.1	29.1
L63 × 40	38.8	61.7	53.0	83.1	22.1	29.1
L63 × 50	48.9	61.7	66.7	83.1	25.1	29.1

Reducing Socket


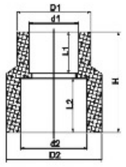

Size \ Nom	d1	d2	D1	D2	L1	L2	H
S25 × 20	19.0	24.0	27.4	34.8	16.1	18.1	34.4
S32 × 20	19.0	30.9	27.4	42.4	16.1	20.1	38.0
S32 × 25	24.0	30.9	34.8	42.4	17.4	20.1	39.6
S40 × 20	19.0	38.8	27.4	52.6	16.1	22.1	50.0
S40 × 25	24.0	38.8	34.8	52.6	18.1	22.1	49.6
S40 × 32	30.9	38.8	42.4	52.6	20.1	22.1	44.3
S50 × 25	24.0	48.9	34.8	66.0	18.1	25.1	57.0
S50 × 32	30.9	48.9	42.4	66.0	20.1	25.1	56.0
S50 × 40	38.8	48.9	52.6	66.1	22.1	25.1	50.2
S63 × 20	19.0	61.7	27.4	82.7	16.1	29.1	62.5
S63 × 25	24.0	61.7	34.8	82.7	18.1	29.1	62.7
S63 × 32	30.9	61.7	42.4	82.7	20.1	29.1	63.4
S63 × 40	38.8	61.7	53.0	83.1	22.1	29.1	63.3
S63 × 50	48.9	61.7	66.7	83.1	25.1	29.1	56.7

Union


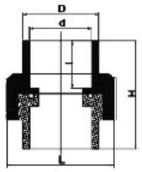

Size \ Nom	d	D	l	L	H
20	19.0	27.4	16.1	52.3	48.6
25	24.0	34.8	18.4	57.3	51.9
32	30.3	41.0	27.4	62.8	64.2
40	38.8	52.0	31.0	82.2	86.4
50	46.9	61.5	34.0	98.3	90.5
63	58.5	75.8	38.6	120.0	107.0

Plug


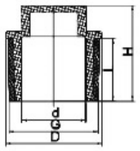

Size \ Nom	d	D	G	L	H
20 × 1/2'M	14.8	22.2	1/2"	13.4	21.4
25 × 3/4'M	16.5	32.6	3/4"	12.8	22.9
32" × 1'M	25.4	35	1"	14.6	24.6

Reducing Tee


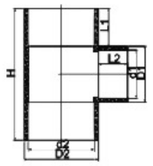

Size \ Nom	d1	d2	D1	D2	L1	L2	H
25 × 20*25	19.0	23.0	27.2	34.3	16.4	15.5	52.3
32 × 20*32	19.0	30.9	27.4	42.4	17.8	16.1	55.7
32 × 25*32	24.0	30.9	34.8	42.4	20.1	17.5	64.2
40 × 20*40	19.0	38.8	28	52.6	22.1	16.1	65.8
40 × 25*40	24.0	38.8	35.3	52.6	22.1	18.1	70.8
40 × 32*40	30.9	38.8	42.4	52.6	22.1	21.2	81.0
50 × 20*50	19.0	48.9	28.2	66.1	25.1	16.0	75.2
50 × 25*50	24.0	48.9	35.4	66.1	25.1	18.1	77.0
50 × 32*50	30.9	48.9	42.8	66.1	25.1	20.1	83.4
50 × 40*50	38.8	48.9	53.0	66.1	25.1	22.1	94.7
63 × 20*63	19.0	61.7	28.0	83.1	29.1	18.1	83.4
63 × 25*63	24.0	61.7	35.4	83.1	29.1	18.1	84.4
63 × 32*63	30.9	61.7	42.4	83.1	29.1	20.1	91.2
63 × 40*63	38.8	61.7	52.6	83.1	29.1	22.1	103.0
63 × 50*63	52.6	61.7	66.1	83.1	29.1	25.1	112.6
75 × 20*75	19.0	73.4	28.3	99.2	32.0	16.3	89.2
75 × 25*75	24.0	73.4	35.4	99.2	32.0	18.1	92.5
75 × 32*75	30.9	73.4	42.4	99.2	32.0	20.9	97.8
75 × 40*75	38.8	73.4	53.2	100.3	32.0	22.1	106.7
75 × 50*75	52.6	73.4	66.1	99.2	32.0	25.1	119.9
75 × 63*75	61.7	73.4	83.1	99.2	32.0	29.1	130.0

Bend


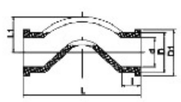

Size \ Nom	d	D	D1	l	L1	L
20	19.0	28.0	32.3	15.3	27.4	77.4
25	24.0	33.0	38.1	17.9	32.0	97.3
32	30.9	37.5	42.4	17.0	33.1	100.9

Pipe clamp


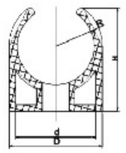

Size \ Nom	d	D	R	H
16	16	20.2	15	11.5
20	20.5	24	19.5	26
25	25	29.4	24.3	31.4
32	32.2	36.3	30.8	37.8
40	40	44.1	38.6	46.3

Male Coupling


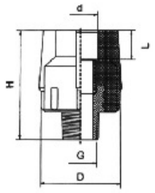

Size \ Nom	D	d	G	H	L
20 × 1/2"	19	44	1/2"	61.7	16.1
25 × 1/2"	24	44	1/2"	62	18.1
25 × 3/4"	24	43.4	3/4"	61.5	18.1
32 × 1/2"	30.5	46.4	1/2"	64	20.1
32 × 3/4"	30.5	49.1	3/4"	62	20.1
32 × 1"	30.9	64.4	1"	78.3	20.1
40 × 1 1/4"	38.8	76.8	1 1/4"	93.5	22.1
50 × 1 1/2"	48.9	86	1 1/2"	94.4	25.1
63 × 2"	61.7	95	2"	112	29.1

Female Coupling


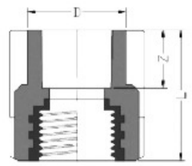

Size \ Nom	D	Z	L
20 × 1/2"	28	39.8	16.9
25 × 1/2"	32.9	41.7	17.6
25 × 3/4"	34.3	42.3	18.6
32 × 1/2"	42.7	44.3	18.3
32 × 3/4"	42.3	45.8	18
32 × 1"	42.3	47	18
40 × 1 1/4"	52.6	48.6	20.2
50 × 1 1/2"	64.7	49.8	22.4
63 × 2"	83.3	51.4	25.1

Male Elbow


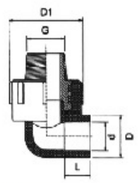

Size \ Nom	d	D	G	D1	L
20 × 1/2"	19	27.4	1/2"	38	17.8
20 × 3/4"	19	27.4	3/4"	44	18.8
25 × 1/2"	24	34.8	1/2"	39	17.8
25 × 3/4"	24	34.8	3/4"	44	18.8
32 × 1/2"	30.6	42.6	1/2"	38.7	18.1
32 × 3/4"	30.6	42.6	3/4"	44.8	18.8
32 × 1"	30.6	42.6	1"	53.3	18
40 × 1 1/4"	38.8	52.5	1 1/4"	62.4	20.1
50 × 1 1/2"	48.9	66.3	1 1/2"	69.8	21.7
63 × 2"	61.7	83.3	2"	79.2	25.1

Female Elbow


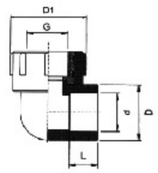

Size \ Nom	d	D	G	D1	L
20 × 1/2"	19	27.4	1/2"	38	17.8
20 × 3/4"	19	27.4	3/4"	44	18.8
25 × 1/2"	24	34.8	1/2"	39	17.8
25 × 3/4"	24	34.8	3/4"	44	18.8
32 × 1/2"	30.6	42.6	1/2"	38.7	18.1
32 × 3/4"	30.6	42.6	3/4"	44.8	18.8
32 × 1"	30.6	42.6	1"	53.3	18
40 × 1 1/4"	38.8	52.5	1 1/4"	62.4	20.1
50 × 1 1/2"	48.9	66.3	1 1/2"	69.8	21.7
63 × 2"	61.7	83.3	2"	79.2	25.1

Female Tee


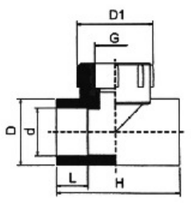

Size \ Nom	d	D	G	D1	L	H
20 × 1/2"	19	27.4	1/2"	38.3	15.8	55
20 × 3/4"	19	27.4	3/4"	44.8	18.5	57.5
25 × 1/2"	24	34.8	1/2"	38.3	18.4	59
25 × 3/4"	24	34.8	3/4"	44.8	18.5	62.6
32 × 1/2"	30.6	42.6	1/2"	38.3	19.5	66.5
32 × 3/4"	30.6	42.6	3/4"	44.8	18.5	70.7
32 × 1"	30.6	42.6	1"	52.2	19.2	76.1
40 × 1 1/4"	38.8	52.5	1 1/4"	62.4	20.1	79.5
50 × 1 1/2"	48.9	66.3	1 1/2"	69.8	21.7	97.2
63 × 2"	61.7	83.3	2"	79.2	25.1	114.6

Male Tee


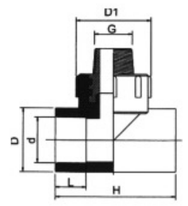

Size \ Nom	d	D	G	D1	L	H
20 × 1/2"	19	27.4	1/2"	38.3	15.8	55
20 × 3/4"	19	27.4	3/4"	44.8	18.5	57.5
25 × 1/2"	24	34.8	1/2"	38.3	18.4	59
25 × 3/4"	24	34.8	3/4"	44.8	18.5	62.6
32 × 1/2"	30.6	42.6	1/2"	38.3	19.5	66.5
32 × 3/4"	30.6	42.6	3/4"	44.8	18.5	70.7
32 × 1"	30.6	42.6	1"	52.2	19.2	76.1
40 × 1 1/4"	38.8	52.5	1 1/4"	62.4	20.1	79.5
50 × 1 1/2"	48.9	66.3	1 1/2"	69.8	21.7	97.2
63 × 2"	61.7	83.3	2"	79.2	25.1	114.6

Male Union


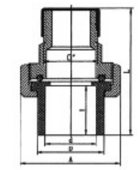

Size \ Nom	d	D	A	I	L	G
20 × 1/2"M	19	26.4	39.3	16	53.6	1/2"
25 × 3/4"M	24	34.5	50.2	17.7	59.7	3/4"
32 × 1"M	30.9	42.5	59.9	19.3	67	1"
40 × 1 1/4"M	38.8	52.1	74.2	21	73	1 1/4"
50 × 1 1/2"M	48.9	65.4	91.2	24	80.5	1 1/2"
63 × 2"M	61.7	79	104	27	89.2	2"

Female Union


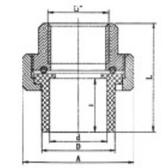

Size \ Nom	d	D	A	I	L	G
20 × 1/2"F	19	27.8	43.7	16	42.6	1/2"
25 × 3/4"F	24	34.5	50.2	17.7	46	3/4"
32 × 1"F	30.9	42.5	59.9	19.3	49	1"
40 × 1 1/4"F	38.8	52.1	74.2	21	53.5	1 1/4"
50 × 1 1/2"F	48.9	65.4	91.2	24	57	1 1/2"
63 × 2"F	61.7	79	104	27	63	2"

Male Brass Ball Cock


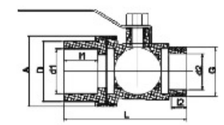

Size \ Nom	d1	d2	D	G	A	I1	I2	L
20 × 1/2"M	18.6	20.0	25.2	1/2"	28.6	16.8	9.2	59.4
25 × 3/4"M	23.7	25.5	31.2	3/4"	38.9	18.0	10.6	65.2
32 × 1"M	30.9	31.9	39.5	1"	48.1	19.9	11.0	73.6

True Union Ball Cock


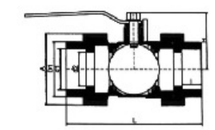

Size \ Nom	d1	d2	D1	I	L	H	A
20	19	15	27.4	19	92.8	37.5	40.5
25	24	20	34.8	19	101.2	45.2	48.4
32	30.9	26.9	42.4	21	114.5	51.7	57.3
40	38.8	32	52.6	22.7	144.1	62	75.1
50	48.9	42	66.1	25.7	175.8	69.8	92.7
63	61.7	51	83	29.7	202.8	86.25	108

Straight Cross


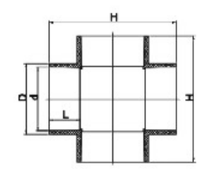

Size \ Nom	d	D	L	H
20	19.0	27.4	16.0	53.0
25	24.0	34.8	18.0	63.0
32	31.0	42.4	20.0	74.0
40	38.8	51.5	21.5	79.5
50	48.9	64.8	23.8	97.2
63	61.7	79.7	27.0	114.6

Welding Machine

Size	
20–32	20–63

PPR Pipe



Size								
1/2"	3/4"	1"	1 1/4"	1 1/2"	2"	2 1/2"	3"	4"

Ball Valve


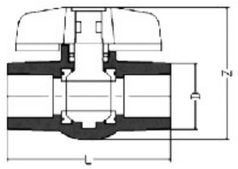

Size \ Nom	D	L	Z
20	27.3	80.5	72.5
25	34.8	86.5	75.3
32	42.2	92.1	78.6
40	51.5	97.5	83.6
50	64.8	103.2	90.1
63	79.7	109.5	100.5

Concealed Valve


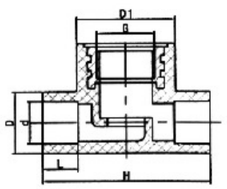

Size \ Nom	d	D	D1	L	H
20	19	28	44.8	16	73.6
25	24	33.2	56	16.5	80.5
32	30.9	43.2	53.5	17.3	80.5

New Luxurious Stop Valve


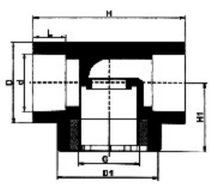

Size \ Nom	d	D	D1	L	H	H1
20	19	28	44.8	16	73.6	29.4
25	24	33.2	56	16.5	80.5	35.9
32	30.9	43.2	53.5	17.3	80.5	36.4

New Luxurious Stop Valve(I)


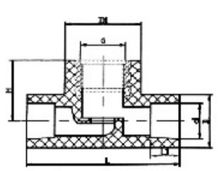

Size \ Nom	d	D	D1	L	L1	H1
20	19	28.6	34.8	70.7	16.1	29.4
25	24	36.4	44.7	83	18.1	35.9
32	31	43	45.2	86.51	20.1	36.4

Stop Valve


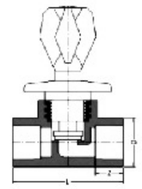

Size \ Nom	D	L	Z
20	28	73.6	16
25	33.2	80.5	16.5
32	43.2	87.5	17.3

Heavy Stop Valve


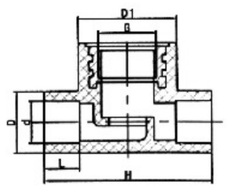

Size \ Nom	d	D	G	D1	L	H
20	19	28.6	1/2"	34.8	16.1	70.7
25	24	36.4	3/4"	44.7	18.1	83
32	31	43	3/4"	45.2	20.1	86.5
40	38.6	55.6	1"	55.5	22.5	97.4
50	48.9	70.1	1 1/4"	66.3	25.5	121.6
63	61.7	87.1	1 1/2"	74.8	28.7	133.1

Luxury Ball Valve


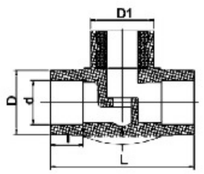

Size \ Nom	d	D	I	L	D1
20	19	28	16.1	76.2	45
25	24	35.5	18.1	81	46
32	31	43.2	20.4	88.3	47

New Luxurious Stop Valve(II)


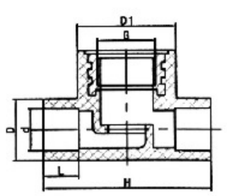

Size \ Nom	d	D	D1	L	H
20	19	28	45	16.1	76.2
25	24	35.5	46	18.1	81
32	31	43.2	47	20.4	88.3

Ball Valve (Plastic, Brass, Steel)


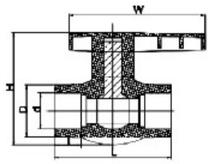

Size \ Nom	d	D	I	L	H	W
20	19	27.3	14.6	73.4	68.1	86.3
25	24	34.8	17.7	77.3	72.5	90.0
32	30.9	42.4	20.1	79.5	74.4	93.4
40	38.8	51.5	21.5	83.1	78.2	95.3
50	48.9	64.8	23.8	88.6	83.0	98.0
63	61.7	79.7	27.0	94.3	90.2	101.5

Double Tee


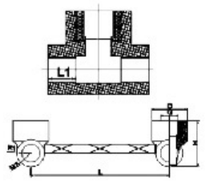

Size \ Nom	G	D	R1	R2	L1	L	H
20 × 1/2"M	1/2"	39	19	29.8	16.4	147	48.9
25 × 3/4"M	1/2"	39	24	36	18.7	152	56.6

Union Elbow


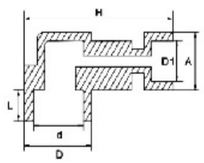

Size \ Nom	D	d	L	D1	H	A
20 × 1/2"	27	19	16	1/2"	52	43
25 × 1/2"	34	24	18	1/2"	58	43
25 × 3/4"	34	24	18	3/4"	60	50
32 × 1"	58	42	20	1"	65	64

Union Tee


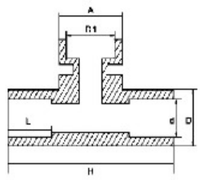

Size \ Nom	D	d	L	D1	H	A
20 × 1/2"	27	19	16	1/2"	56	43

Double Elbow


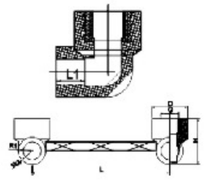

Size \ Nom	G	D	R1	R2	L1	L	H
20 × 1/2"M	1/2"	39	19	29.8	16.4	147	48.9
25 × 3/4"M	1/2"	39	24	36	18.7	152	56.6

Union Coupler


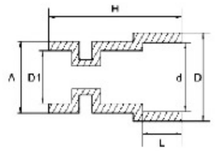

Size \ Nom	A	D	d	L	D1	H
20 × 1/2"M	43	27	19	16	1/2"	52
25 × 3/4"M	50	34	24	17.7	3/4"	58
32 × 1"M	58	42	30	19.3	1"	64

Filter


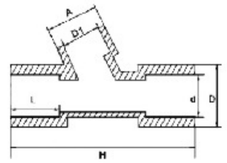

Size \ Nom	D	d	L	D1	H	A
20 × 1/2"	27	19	16	1/2"	56	43
20 × 3/4"	27	19	16	3/4"	62	47
25 × 1/2"	34	24	18	1/2"	64	43
25 × 3/4"	34	24	18	3/4"	64	48
32 × 1"	42.5	30	20	1"	80	63

WESDOM

www.wsd-valve.com
www.hawsd.com

PE Pipes & Fittings

WESDOM GROUP

45° Elbow

Size (mm)					
75	90	110	125	160	200
225	250	280	315	355	400
450	500	560	630	355	400

90° Elbow

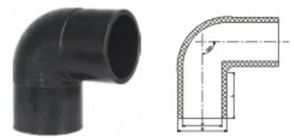

Size (mm)					
63	75	90	110	125	140
160	180	200	225	250	280
315	355	400	500	630	

Tee



Size (mm)					
63	75	90	110	125	140
160	180	200	225	250	280
315	355	400	500	630	

Reducing Tee

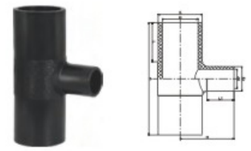

Size (mm)					
63 × 50	75 × 50	75 × 63	90 × 50	90 × 63	90 × 75
110 × 50	110 × 63	110 × 75	110 × 90	125 × 50	125 × 63
125 × 75	125 × 90	125 × 110	140 × 63	140 × 75	140 × 90
140 × 110	140 × 125	160 × 50	160 × 63	160 × 75	160 × 110
180 × 110	180 × 125	180 × 140	180 × 160	200 × 63	200 × 75
200 × 90	200 × 110	200 × 160	225 × 110	225 × 160	225 × 200
250 × 110	250 × 160	250 × 200	280 × 110	280 × 160	280 × 200
280 × 250	315 × 110	315 × 160	315 × 200	315 × 225	315 × 250
355 × 160	355 × 200	355 × 250	355 × 280	355 × 315	400 × 110
400 × 160	400 × 200	400 × 250	400 × 315	450 × 315	450 × 400
500 × 110	500 × 160	500 × 200	500 × 250	500 × 315	500 × 400
630 × 110	630 × 160	630 × 200	630 × 250	630 × 315	630 × 400
630 × 500					

End Cap

Size (mm)					
75	90	110	125	140	160
180	200	225	250	280	315
355	400	450	500	560	630

Flange

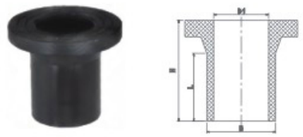

Size (mm)					
50	63	75	90	110	125
140	160	180	200	225	250
280	315	355	400	450	500
560	630	710	800	900	1000

Reducing Socket

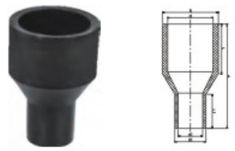

Size (mm)					
75 × 63	90 × 50	90 × 63	90 × 75	110 × 50	110 × 63
110 × 75	110 × 90	125 × 75	125 × 90	125 × 110	160 × 63
160 × 75	160 × 90	160 × 110	160 × 125	180 × 90	180 × 140
200 × 90	200 × 110	200 × 160	225 × 110	225 × 160	225 × 200
250 × 110	250 × 160	250 × 200	315 × 110	315 × 160	315 × 200
315 × 250	400 × 315	500 × 400	630 × 500		

45° Elbow

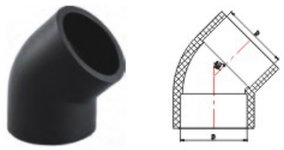

Size (mm)					
20	25	32	40	50	63

90° Elbow

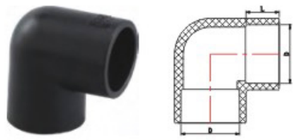

Size (mm)					
20	25	32	40	50	63

Tee

Size (mm)					
20	25	32	40	50	63

Reducing Tee

Size (mm)					
25 × 20	32 × 20	32 × 25	40 × 20	40 × 25	40 × 32
50 × 20	50 × 25	50 × 32	50 × 40	63 × 20	63 × 25
63 × 32	63 × 40	63 × 50			

End Cap

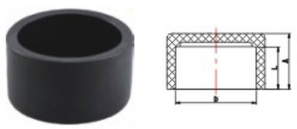

Size (mm)					
20	25	32	40	50	63

Socket

Size (mm)					
20	25	32	40	50	63

Reducing Socket

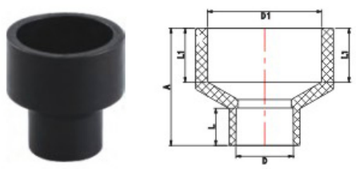

Size (mm)					
25 × 20	32 × 20	32 × 25	40 × 20	40 × 25	40 × 32
50 × 20	50 × 25	50 × 32	50 × 40	63 × 20	63 × 25
63 × 32	63 × 40	63 × 50			

Female Socket

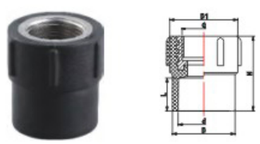

Size (mm)					
20 × 1/2"	25 × 1/2"	25 × 3/4"	32 × 1/2"	32 × 3/4"	32 × 1"
40 × 1 1/4"	40 × 1 1/2"	50 × 1 1/2"	63 × 2"		

Male Socket



Size (mm)					
20 × 1/2"	25 × 1/2"	25 × 3/4"	32 × 1/2"	32 × 3/4"	32 × 1"
40 × 1 1/4"	40 × 1 1/2"	50 × 1 1/2"	63 × 2"		

Female Elbow

Size (mm)					
20 × 1/2"	25 × 1/2"	25 × 3/4"	32 × 1/2"	32 × 3/4"	32 × 1"

Male Elbow

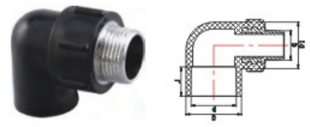

Size (mm)					
20 × 1/2"	25 × 1/2"	25 × 3/4"	32 × 1/2"	32 × 3/4"	32 × 1"

Female Tee

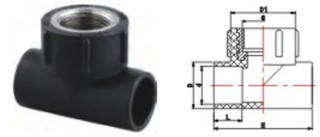

Size (mm)					
20 × 1/2"	25 × 1/2"	25 × 3/4"	32 × 1/2"	32 × 3/4"	32 × 1"

Male Tee

Size (mm)					
20 × 1/2"	25 × 1/2"	25 × 3/4"	32 × 1/2"	32 × 3/4"	32 × 1"

Stop Valve

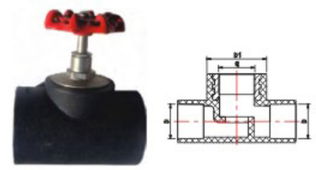

Size (mm)					
20	25	32	40	50	63

WESDOM

www.wsd-valve.com
www.hawsd.com

PE Electrofusion Fittings

WESDOM GROUP

PE Pipe for Gas Supply

Norminal OD (mm)	Minimum wall thickness (mm)		
	SDR11	SDR17	SDR17.6
20	3.0	2.3	2.3
25	3.0	2.3	2.3
32	3.0	2.3	2.3
40	37	2.4	2.3
50	4.6	3.0	2.9
63	5.8	3.8	3.6
75	6.8	4.5	4.3
90	8.2	5.4	5.2
110	10.0	6.6	6.3
125	11.4	7.4	7.1
140	12.7	8.3	8.0
160	14.6	9.5	9.1
180	16.4	10.7	10.3
200	18.2	11.9	11.4
225	20.5	13.4	12.8
250	22.7	14.8	14.2
280	25.4	16.6	15.9
315	28.6	18.7	17.9
355	32.2	21.1	20.2
400	36.3	23.7	22.8
450	40.9	26.7	25.6
500	45.4	29.7	28.4
560	50.8	33.2	31.9
630	57.2	37.4	35.8

PE Pipe for Water Supply

Norminal OD (mm)	Minimum wall thickness (mm)				
	SDR9	SDR11	SDR13.6	SDR17	SDR21
20	2.3	2.0			
25	3.0	2.3	2.0		
32	3.6	3.0	2.4	2.0	
40	4.5	3.7	3.0	2.4	2.0
50	5.6	4.6	3.7	3.0	2.4
63	7.1	5.8	4.7	3.8	3.0
75	8.4	6.8	5.6	4.5	3.6
90	10.1	8.2	6.7	5.4	4.3
110	12.3	10.0	8.1	6.6	5.3
125	14.0	11.4	9.2	7.4	6.0
140	15.7	12.7	10.3	8.3	6.7
160	17.9	14.6	11.8	9.5	7.7
180	20.1	16.4	13.3	10.7	8.6
200	22.4	18.2	14.7	11.9	9.6
225	25.2	20.5	16.6	13.4	10.8
250	27.9	22.7	18.4	14.8	11.9
280	31.3	25.4	20.6	16.6	13.4
315	35.2	28.6	23.2	18.7	15.0
355	39.7	32.2	26.4	21.1	16.9
400	44.7	36.3	29.4	23.7	19.1
450	50.3	40.9	33.1	26.7	21.5
500	55.8	45.4	36.8	29.7	23.9
560	62.5	50.8	41.2	33.2	26.7
630	70.3	57.2	46.3	37.4	30.0
710	79.3	64.5	52.2	42.1	33.9
800	89.3	72.6	58.8	47.4	38.1
900		81.7	66.1	53.3	42.9
1000		90.8	73.5	59.3	47.7
1200			88.2	71.1	57.2

Coupling

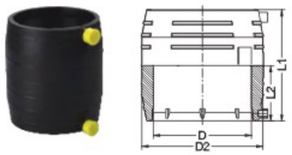

Size	D2	L1	L2
20	31	80	39.5
25	36	81	40
32	43	87	43
40	52	87	43
50	63	87	43
63	79	114	56
75	96	126	62
90	113	135	66.5
110	138	151	74.5
125	157	172	85
160	200	184	91
180	225	191	94.5
200	250	223	110.5
225	278	235	116.5
250	312	248	123
280	348	262	130
315	392	285	141.5
400	499	328	163
500	617	364	181

45° Elbow

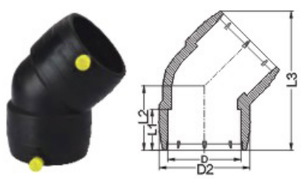

Size	D2	L1	L2	L3
20	31	39.5	50	94.3
25	36	40	51	98
32	43	43	55	107
40	52	43	57	114.5
50	63	43	59	121.6
63	79	56	81	164
75	96	62	88	181
90	113	66.5	96	199
110	138	74.5	109	230
125	157	85	128	268.5
160	200	91	142.5	307.8
180	225	94.5	155	336.3
200	250	110.5	177	382.7

90 Deg Elbow

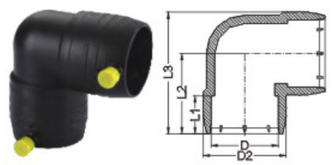

Size	D2	L1	L2	L3
20	31	39.5	56	70.8
25	36	40	58	75.8
32	43	43	65	76.4
40	52	43	70	96
50	63	43	75	106.5
63	79	56	97	136.5
75	96	62	112	160
90	113	66.5	124	180.3
110	138	74.5	145	214
125	157	85	165	243.2
160	200	91	194	294
180	225	94.5	210	322.6
200	250	110.5	240	365.6

End Cap

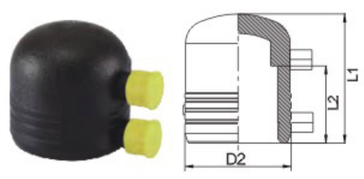

Size	D2	L1	L2
20	31	68	39.5
25	36	68	40
32	43	68	43
40	52	68	43
50	63	76	43
63	79	88	56
75	96	105.6	62
90	113	111	66.5
110	138	132	74.5
125	157	158.4	85
160	200	168	91
200	250	201.6	110.5

Reducing Tee

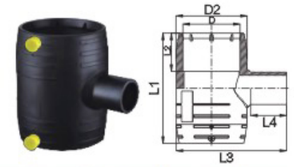

Size	D2	L1	L2	L3	L4
25 × 20	36	102	40	85.2	45
32 × 20	43	108	43	92.3	45
32 × 25	43	113	43	92.3	45
40 × 20	52	108	43	101.4	45
40 × 25	52	113	43	101.4	45
40 × 32	52	120	43	106.4	50
50 × 20	63	108	43	112.4	45
50 × 25	63	113	43	112.4	45
50 × 32	63	120	43	117.4	50
50 × 40	63	128	43	122.4	55
63 × 20	79	135	56	128.5	45
63 × 25	79	140	56	128.5	56
63 × 32	79	147	56	133.5	50
63 × 40	79	155	56	138.5	55
63 × 50	79	165	56	144.5	60
75 × 63	100.5	202	62	183.2	75
90 × 32	113	168	66.5	167	50
90 × 40	113	176	66.5	172	55
90 × 50	113	186	66.5	178	60
90 × 63	113	199	66.5	190.5	70
110 × 32	138	184	74.5	192.2	50
110 × 40	138	192	74.5	197.2	55
110 × 50	138	202	74.5	203	60
110 × 63	138	215	74.5	215.7	70
110 × 75	138	227	74.5	221	75
110 × 90	138	242	74.5	232	85
125 × 63	156	236	85	235	70
125 × 75	156	248	85	240	75
125 × 90	156	263	85	251	85
125 × 110	156	283	85	259	90
160 × 63	200	248	91	278	70
160 × 90	200	2.75	91	295	85
160 × 110	200	295	91	303	90
200 × 63	250	315	110.5	329	70
200 × 90	250	315	110.5	345	85
200 × 110	250	38.5	110.5	353	90
200 × 160	250	38.5	110.5	378	110

Reducer

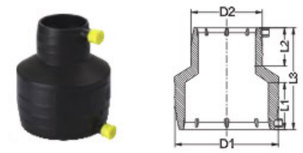

Size	D1	D2	L1	L2	L3
25 × 20	36	31	40	39.5	85.5
32 × 25	43	36	43	40	90
32 × 20	43	31	43	39.5	90.5
40 × 32	52	43	43	43	94
40 × 25	52	36	43	40	95
40 × 20	52	31	43	39.5	98.5
50 × 40	63	52	43	43	95.5
50 × 32	63	43	43	43	101
63 × 50	79	63	56	43	111.5
63 × 40	79	52	56	43	112.5
63 × 32	79	43	56	43	115.5
75 × 63	96	79	62	56	135
75 × 50	96	63	62	43	126.5
90 × 63	113	79	66.5	56	144.5
90 × 50	113	63	66.5	43	131.5
90 × 40	113	52	66.5	43	133.5
110 × 90	138	113	74.5	66.5	162
110 × 63	138	79	74.5	56	153.5
110 × 50	138	63	75.5	43	143.5
125 × 110	157	138	85	74.5	180.5
160 × 110	200	138	91	74.5	197.5
160 × 90	200	113	91	66.5	191.5
160 × 63	200	79	91	56	190
200 × 160	250	200	110.5	91	236.5
200 × 110	250	138	110.5	74.5	225
200 × 90	250	113	110.5	66.5	224.3

Equal Tee

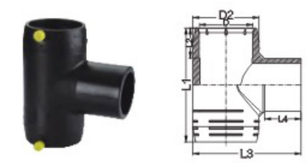

Size	D2	L1	L2	L3	L4
20	31	100	39.5	80.2	45
25	36	107	40	85.2	45
32	43	120	43	97.3	50
40	52	128	43	111.4	55
50	63	138	43	128.4	60
63	79	178	56	157	70
75	96	202	62	179.6	75
90	113	226	66.5	207	85
110	138	262	74.5	240	90
125	156	298	85	262	90
160	200	345	91	328	110
200	250	425	110.5	390	120

Tapping Tee

Size	A	B	C	D	E
40 × 20	62	110	120.2	52.2	88
40 × 25	65	110	120.2	52.2	88
40 × 32	68	110	120.2	52.2	88
63 × 20	62	128.2	183	64	136
63 × 25	65	128.2	183	64	136
63 × 32	68	128.2	183	64	136
63 × 40	71	121	183	64	136
63 × 50	100	143.5	203	74	136
63 × 63	93.5	143.5	203	74	136
75 × 20	62	128.2	193	70.9	165.6
75 × 25	65	128.2	193	70.9	165.6
75 × 32	68	128.2	193	70.9	165.5
75 × 40	71	212	193	70.9	165.5
90 × 20	62	128.2	196	77.3	165.4
90 × 25	65	128.2	196	77.3	165.4
90 × 32	68	128.2	196	77.3	165.4
90 × 40	71	121	196	77.3	165.4
90 × 50	100	160	238.3	88.5	165.4
90 × 63	93.5	160	238.3	88.5	165.4
110 × 20	62	128.2	206	87	165.2
110 × 25	65	128.2	206	87	165.2
110 × 32	68	128.2	206	87	165.2
110 × 40	71	121	206	87	165.2
110 × 50	100	160	243.3	93.5	165.2
110 × 63	93.5	160	243.3	93.5	165.2
110 × 90	85	160	251.5	112.2	195.2
125 × 20	62	138.2	213.7	94.7	167
125 × 25	65	138.2	213.7	94.7	167
125 × 32	68	138.2	213.7	94.7	167
125 × 40	71	131	213.7	94.7	167
125 × 50	100	160	251	101.2	167
125 × 63	93.5	160	251	101.2	167
160 × 20	62	138.2	231.3	112.3	170.1
160 × 25	65	138.2	231.3	112.3	170.1
160 × 32	68	138.2	231.3	112.3	170.1
160 × 40	71	131	231.3	112.3	170.1
160 × 50	100	160	268.5	118.8	170.1
160 × 63	93.5	160	268.5	118.8	170.1
160 × 90	85	160	276.8	137.3	260.2
160 × 110	90	180	302.7	150.8	260.2
180 × 20	62	138.2	241.4	122.3	170.4
180 × 25	65	138.2	241.4	122.3	170.4
180 × 32	68	138.2	241.4	122.3	170.4
180 × 40	71	131	241.4	122.3	170.4

Tapping Tee

Size	A	B	C	D	E
180 × 50	100	170	251	128.8	170
180 × 63	93.5	170	251	128.8	170
200 × 20	62	138.2	257.4	138.3	170.8
200 × 25	65	138.2	257.4	138.3	170.8
200 × 32	68	138.2	257.4	138.3	170.8
200 × 40	71	131	257.4	138.3	170.8
200 × 50	100	170	289.6	139.8	170.8
200 × 63	93.5	170	289.6	139.8	170.8
200 × 90	85	160	297.8	158.3	260.4
200 × 110	90	180	332.7	171.8	260.4
225 × 20	62	138.2	270.6	151.5	170.9
225 × 25	65	138.2	270.6	151.5	170.9
225 × 32	68	138.2	270.6	151.5	170.9
225 × 40	71	131	270.6	151.5	170.9
225 × 50	100	170	307.8	158	170.9
225 × 63	93.5	170	307.8	158	170.9
225 × 90	85	160	309	171.9	260.8
225 × 110	90	180	337.3	185.4	260.8
250 × 20	62	176.4	323.3	176.5	263.9
250 × 25	65	178.6	323.3	176.5	263.9
250 × 32	68	179.2	323.3	176.5	263.9
250 × 40	71	175.3	323.3	176.5	263.9
250 × 50	100	170	323.3	176.5	263.9
250 × 63	93.5	170	323.3	176.5	263.9
250 × 90	85	160	324.6	187.4	264.9
250 × 110	90	180	350.3	198.4	264.9
280 × 20	62	176.4	338.3	191.5	264.2
280 × 25	65	178.6	338.3	191.5	264.2
280 × 32	68	179.2	338.3	191.5	264.2
280 × 40	71	175.3	338.3	191.5	264.2
280 × 50	100	170	338.3	191.5	264.2
280 × 63	93.5	170	338.3	191.5	264.2
280 × 90	85	160	342	202.5	264.6
280 × 110	90	180	363.4	213.5	264.6
315 × 20	62	176.4	355.8	209	265.6
315 × 25	65	178.6	355.8	209	265.6
315 × 32	68	179.2	355.8	209	265.6
315 × 40	71	175.3	355.8	209	265.6
315 × 50	100	170	355.8	209	265.6
315 × 63	93.5	170	355.8	209	265.6
315 × 90	85	160	359	219.5	265.2
315 × 110	90	180	382.4	230.5	265.2
315 × 160	110	225	429	248	338

Branch Saddle

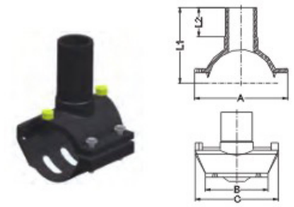

Size	L1	L2	A	B	C
63 × 32	183	50	136	128	100
63 × 40	183	55	136	128	100
63 × 63	203	70	136	128	100
90 × 32	196	50	165.4	158.1	121.9
90 × 50	238.3	60	165.4	158.1	121.9
90 × 63	238.3	70	165.4	158.1	121.9
110 × 32	206	50	165.2	169.3	120
110 × 63	243.3	70	165.2	172.3	120
110 × 90	251.5	85	195.2	173.3	120
125 × 32	213.7	50	167	188.3	120
125 × 50	251	60	167	188.3	120
125 × 63	251	70	167	188.3	120
160 × 63	268.5	70	170.1	223.3	120
160 × 90	276.8	85	260.2	250.3	210
160 × 110	302.7	90	260.2	250.3	210
200 × 63	289.6	70	170.8	265.3	120
200 × 90	297.8	85	260.4	286.3	200
250 × 63	323.3	70	263.9	332.3	200
250 × 90	3246	85	264.9	332.3	200

Repair Saddle

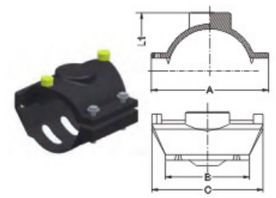

Size	L1	A	B	C
40	40	68	73	88
50	50	85	75	88
63	60	128	100	136
90	65	158.1	121.9	77.3
110	80	165.2	170.3	120
125	90	188.3	120	167
160	95	260.2	250.3	210
200	110	260.4	286.3	200
225	120	260.8	307.3	200
250	130	264.9	332.3	200
315	150	265.2	378.3	200

Stopper Saddle

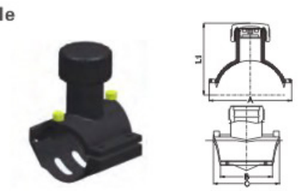

Size	L1	A	B	C
90 × 20	155	158.1	131.2	165.3
110 × 20	165	168.3	128.7	165.3
110 × 63	243.3	165.2	170.3	120
160 × 90	276.8	260.2	250.3	210
200 × 90	297.8	260.4	286.3	200
200 × 110	332.7	260.4	286.3	200
200 × 160	332.7	260.4	286.3	200
225 × 90	309	260.8	307.3	200
225 × 110	337.3	260.8	307.3	200
225 × 160	337.3	260.8	307.3	200
250 × 90	324.6	264.9	332.3	200
250 × 110	350.3	264.9	332.3	200
250 × 160	350.3	264.9	332.3	200
315 × 90	359	265.2	378.3	200
315 × 110	382.4	265.2	378.3	200
315 × 160	429	338	376	280

WESDOM

www.wsd-valve.com
www.hawsd.com

PE Ball Valves

WESDOM GROUP

Standard Ball Valve

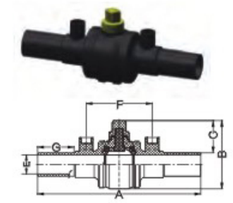

Size	A	B	C	E	F	G
63	656	241.9	138.9	50.7	311.4	130
90	729.2	279.8	142.8	72.6	311.4	160
110	770	321.3	151.6	89.2	311.4	171.5
125	770	321.3	144.3	100.9	311.4	178.5
160	812	426.8	180	129.2	405	160
180	812	426.8	170	147.2	405	160
200	920.4	577.9	277.4	161.6	514.4	154
225	934.4	577.9	246.9	181.8	514.4	161
250	910.4	627.9	277.4	202.1	514.4	161
280	910.4	627.9	262.4	226.5	514.4	151
315	948.4	703.3	285.4	254.8	514.4	163.5
355	983.4	748.9	285.4	287	514.4	188
400	1065	750.9	262.9	323.4	514.4	222.5

Valve with Single Purge

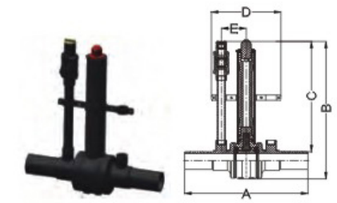

Size	A	B	C	D	E
63	656	779.7	680.7	434.4	155.7
90	729.2	825	688.6	434.4	155.7
110	770	887	697.4	434.4	155.7
125	770	972.6	725.9	434.4	155.7
160	812	972.6	715.9	528	202.5
180	812	1207	906.5	528	202.5
200	920.4	1207	894	684.4	257.2
225	934.4	1207	906.5	684.4	257.2
250	910.4	1257	906.5	684.4	257.2
280	910.4	1257	891.5	684.4	257.2
315	948.4	1332.4	914.5	684.4	257.2
355	983.4	1378	914.5	684.4	257.2
400	1065	1380	892	684.4	257.2

Valve with Extended Stern

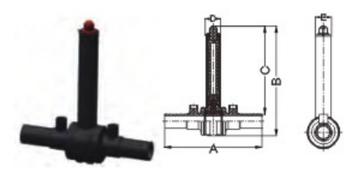

Size	A	B	C	D	E
63	656	779.7	680.7	121	114
90	729.2	825	688.6	121	114
110	770	887	697.4	121	114
125	770	972.6	725.9	121	114
160	812	972.6	715.9	121	114
180	812	1207	906.5	121	114
200	920.4	1207	894	238	280
225	934.4	1207	906.5	238	280
250	910.4	1257	906.5	238	280
280	910.4	1257	891.5	238	280
315	948.4	1332.4	914.5	238	280
355	983.4	1378	914.5	238	280
400	1065	1380	892	238	280

Valve with Double Purge

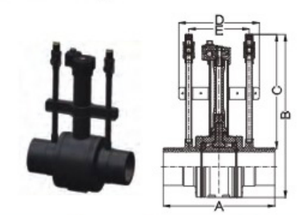

Size	A	B	C	D	E
63	656	779.7	680.7	434.4	311.4
90	729.2	825	688.6	434.4	311.4
110	770	887	697.4	434.4	311.4
125	770	972.6	725.9	434.4	311.4
160	812	972.6	715.9	528	405
180	812	1207	906.5	528	405
200	920.4	1207	894	684.4	514.4
225	934.4	1207	906.5	684.4	514.4
250	910.4	1257	906.5	684.4	514.4
280	910.4	1257	891.5	684.4	514.4
315	948.4	1332.4	914.5	684.4	514.4
355	983.4	1378	914.5	684.4	514.4
400	1065	1380	892	684.4	514.4